

TK
7800 JULY
E54 1918
V-6 15 CTS.
170-2

ELECTRICAL EXPERIMENTER

SCIENCE AND INVENTION

OVER
175
ILLUST.

REG. U.S. PAT. OFF.

WILL THE GERMANS BOMBARD NEW YORK?

SEE PAGE 156

THIS MAGAZINE
5¢
HUNDREDS MORE
AT SAME PRICE
CUT RATE SHOW
128 QUEEN ST.
OPEN EVENING

LARGEST CIRCULATION OF ANY ELECTRICAL PUBLICATION

www.americanradiohistory.com

FREE BE A CERTIFICATED ELECTRICIAN



SPECIAL OFFER Drafted Students send me—at once—the attached coupon for full particulars of my great spare time Home Study Course in *practical* Electricity, and when you receive your "Diploma and Electrician's Certificate" I will give you also a valuable Electrical Drafting Scholarship—absolutely *FREE*.

My students enjoy exclusive advantages (see below). The above offer, made to enable you to demand *extra* big money from the *start*—simply *emphasizes* the fact that my students receive *superabundant* value for little money. Get in touch with *me*; why be a "wage slave" when *success* is calling? Men no smarter than you can become, if "practically" trained, are earning

\$46⁰⁰ to \$100⁰⁰ a Week

Go after some real money. Qualify for one of the thousands of splendid positions open. All you need to start is a little snappy, *practical* instruction from a competent engineer. Come to me—*NO!* I'll give you my personal care to ensure rapid and efficient progress. I'll teach you in your spare time at home. My course is intensely practical. It is highly condensed, simplified, up-to-date and complete. I am so sure you will make a splendid success in this study, that I will *Guarantee Under Bond* to return to you every cent paid for tuition, if you are not entirely satisfied when you receive your Diploma and Electrician's Certificate granted you as a graduate of my school.

FREE—Lessons and Outfit—FREE

Send me the Free Outfit Coupon at once. Do it now. For a limited period I am making a slashing cut in the cost of tuition, and giving each new student a grand outfit of Electrical Tools, Material and Instruments—in addition—*Absolutely Free*. I will also send you—free and fully prepaid—Proof Lessons to convince you that you can easily be trained at home to enter this great profession, by means of my new, revised and original system of mail instruction.

Use this "Free Outfit" Coupon

CHIEF ENG. COOKE, Dept. 27
441 Cass St., CHICAGO, ILL.

Send at once—fully prepaid and entirely free—complete particulars of your great offer for this month

Name
Address

ACT PROMPTLY

Get the full benefit of this great offer. Send the Coupon or a postal for free information without delay. Do it now—before my free offers and guarantee are withdrawn.

CHIEF ENGINEER COOKE

Chicago Engineering Works

441 Cass Street

DEPT. 27

CHICAGO, ILL.

You benefit by mentioning the "Electrical Experimenter" when writing to advertisers.

SIMPLIFIED Stenography



"Talk as fast as you like. I am taking it down in K. I. Shorthand."

READ THESE AMAZING — absolutely logical — FACTS ABOUT K. I. SHORTHAND. This is a simplified system of stenography easily learned in a few hours, after which speed in writing comes with ordinary usage.

The old systems of shorthand are all right but are unnecessary for most of the practical purposes of life. By comparison you might solve a problem, using logarithms, that could be done more quickly and easily by simple arithmetic. In certain countries, a knowledge of engineering gained by intensive study for two or three terms is necessary to entitle a person to operate a motor boat, yet here in America, even a girl or boy is able to run such a boat after a few hours of study and practice. Similarly with stenography—the simplified K. I. Shorthand enables a person, young or old, to sweep aside old-school restrictions and do practical stenography in an amazingly short time.

No need of a teacher to stand over you. K. I. Shorthand comes in books—complete—easy to learn in spare moments wherever you are.

The system of K. I. Shorthand is the original and can be obtained solely from King Institute at the exceptionally low cost of FIVE DOLLARS.

Nothing further to pay and special instruction given without charge, by correspondence, if needed after you have obtained the Course of Instruction. No such privilege given with any other low cost method.

Test for yourself, the simplicity of K. I. Shorthand and the ease with which you learn by trying the short lesson below. The whole course is equally fascinating. It is a common remark for patrons to say they do not need to study—they absorb this wonderfully superior easy-to-learn K. I. Shorthand.

Learn K. I. SHORTHAND

WHY SO EASY TO LEARN

You can set down words in K. I. Shorthand as fast as they are spoken, or as rapidly as your mind logically acts when you are thinking out an essay, speech, directions, etc.

You can read your own notes—transcribe everything—word for word, accurately, weeks, months or years afterward. Your assistant can quickly learn to read and typewrite your notes.

Try These K. I. Shortcuts

- Association**
This word takes 34 pen movements in ordinary writing—only 2 in K. I. Shorthand. See how many times you can write it while your friend writes in the usual way.
- Notwithstanding**
Takes 54 movements in longhand; only 3 in K. I. Shorthand. The whole method is surprisingly easy to learn.
- Representative**
Takes 41 movements in longhand; only 2 in K. I. Shorthand. Learners, all ages, are delighted with their quickly attained speed.

One reason why K. I. Shorthand is so easily learned—and never forgotten—is that you are not (like the extensive, expensive systems) compelled to do light or heavy shading; or write in special positions above, on or below lines.

All superfluous technicalities eliminated; they are as unnecessary for all ordinary purposes as is the knowledge of trigonometry or ancient Greek language.

SO EASY TO LEARN

In 5 Evenings

Add Efficiency

Many young men in the Government service are now using K. I. Shorthand. At the U. S. Naval Submarine Base, a stenographer dictated a speed over 100 words per minute within a month. Wonderful efficiency and in K. I. Shorthand.

King Institute
Dept. EC-300
8 So. Wabash Ave. CHICAGO 154 East 32nd St. NEW YORK



Prepare for Government work without extra charge. The total cost is the dollars for K. I. Shorthand System—no more—and we guarantee satisfaction or will refund your money!

SATISFACTION GUARANTEED

Complete \$5.00

To Readers of Electrical Experimenter

You know about electrical inventions that have simplified hitherto laborious mechanical processes. On the same theory—and proved by practice—K. I. SHORTHAND is manifesting its remarkable time-saving merit both in the learning of it and in the facility with which the notes are transcribed.

No matter what your occupation is, you should use K. I. Shorthand with advantage. Even President Wilson finds the personal use of shorthand advantageous—as do many other men who are doing big things in the world nowadays.

Act upon your judgment NOW. Either enroll to learn K. I. Shorthand or send for our FREE BROCHURE EC-300, which demonstrates thoroughly why our method is incomparable. It is the original and genuine; the only system of simplified stenography perfected, with which the person who enrolls by mail is entitled to a correspondence course of additional instruction without extra charge. The total cost is the dollars for K. I. Shorthand System—no more—and we guarantee satisfaction or will refund your money!



THE photo here shows is of Naval Radio Operator E. D. Scribner who acquired the principles of K. I. Shorthand in a few hours and soon became able to use it in his naval wireless work. There are many writers of K. I. Shorthand in Army and Navy.

"As a teacher, instructing in K. I. Shorthand, I find it a splendid system having the great advantage of being so easily acquired." M. G. McClernan.
"My school pupils are learning your method quickly and they not only write rapidly but even I can read their notes easily." Miss H. H. Noble.
"I cannot say too much in praise of your system. It is the simplest, easiest and most practical quick-learn study course that I have seen my pleasure to examine." Elmer Duffy.

"I did not study your system; I absorbed it. A great pleasure, a fine saving, a blessing." Dr. Paul E. Wlaser.
"This course is as written in K. I. Shorthand. I value for our detectives; they learn so quickly and use K. I. Shorthand advantageously." From a Chief Detective.
"I learned it in 2 evenings, now gaining speed by practice. Useful in the store." George Toles.
"Your system is like a motorboat compared to a sail-boat." H. E. Altratta.
"Have acquired speed averaging 110 words per minute in 5 weeks." Minnie H. Evans.
Note: Voluntary testimonials are constantly coming to King Institute. A pleasure, with full addresses, will be mailed with our FREE BROCHURE on request.

TRY THIS LESSON

Here is a \circ Just a tiny circle This is t |
So here is at | Here's k —
act \lrcorner Spelled as cat (kat) \lrcorner
ng or ing \smile acting \lrcorner

TO WRITE "ACTING" IN THE ORDINARY WAY REQUIRES 21 PEN MOVEMENTS—ONLY 4 IN THE PERFECTED AND SIMPLIFIED K. I. SHORTHAND.

See how easily you have learned to use four signs in K. I. SHORTHAND. Quickly, like a pastime, you can learn the whole set of 30 and then attain speed so you may write in a quarter to a tenth of the time needed for writing in the ordinary way. Thus you may write as rapidly as the words are spoken.

How To Order

Send \$5.00 in full payment. Or, if more convenient—to save time—send \$1.00 now and you may pay \$4.00 when the Course of Instruction comes to you.

Bear in mind, we claim that the K. I. Shorthand System is relatively worth fifty dollars and we are teaching this registered, fully copyrighted, guaranteed method for only one-tenth its value which you can learn in less than a tenth of the time of most other stenography systems. Make money-order or check payable to King Institute. Or send cash. Mail your order to either of our offices. Be sure to mention the Electrical Experimenter.

Use the Coupon below or write a letter—as you prefer—but don't delay in taking advantage of this opportunity. The best \$5.00 investment you ever could make.



At the Lecture

King Institute,
154 East 32nd St.,
New York, N. Y.
8 So. Wabash Ave.,
Chicago, Ill.

Send me the complete K. I. Shorthand System in accordance with the enclosed coupon.

LIBRARY
1111
balance \$4.00 on the K. I. Shorthand System comes to me.

Name _____
Address _____
SEP 28 1918
EC-300

UNIVERSITY OF TORONTO

You benefit by mentioning the "Electrical Experimenter" when writing to advertisers.

EXPERIMENTERS! ATTENTION!!

"ELECTRO" LOUD-TALKER

We present herewith two little instruments for which we have had a long and persistent demand.

This outfit has been gotten up solely for the Experimenter and for this reason we are selling it "Knocked Down." In other words, the instruments come all ready for you to assemble, all the parts, screws, nuts, washers, etc., being furnished. Complete directions how to assemble accompany each set. With a pair of pliers and a screw-driver, the outfit can be readily put together in less than twenty minutes.

The most important point is that the telephone receiver spool comes already wound complete, and the Experimenter will, therefore, not need to wind his own spool.


The outfit when assembled comprises a highly sensitive CARBON GRAIN MICROPHONE with carbon diaphragm of exactly the same type as is used with our \$15.00 Detectiphone.

The receiver is a special low resistance double pole type with the difference that no magnet is used in the same for the reason that the function of this instrument is electro-magnetic, the same as all loud-talking phones.

The spool is wound with special

enamel wire for five ohms, standard with our Detectiphone.

This instrument works best on four dry cells, and particular attention is called to the fact that in order to work, the loud-talker requires a fairly heavy current and for that reason thick wires must be used for connecting the transmitter with the loud-talker. If this is not done, the voice will be weakened considerably. If no heavy wire is at hand, more batteries must be used to compensate.



USES: This instrument can be used to transmit phonograph music from one room to another; used as a Detectiphone; as a Radio Amplifier; as a telephone extension (by placing the regular telephone receiver against the sensitive transmitter with the loud-talker); for salesmen to talk "through" window (Loud-Talker outside in street, microphone transmitter for salesmen, talking into same); for restaurants for talking to the chef, and a hundred other uses. Many young experimenters are developing a lucrative business selling this appliance to various merchants at a good profit.

Outside of the two instrument parts, one three-foot cord is furnished with sensitive microphone as shown; instructions, etc., are furnished.

No. AEK204 "Electro" Loud-Talker, Outfit Parts "Knocked Down," complete..... \$1.50


No. CEK205 "Electro" Loud-Talker Outfit, same as above except that it is already assembled and tested at factory. \$3.50
Set complete.....

Shipping weight 2 lbs.

Immediate Shipments

S. O. S.!! A REAL ELECTRIC Learner's Telegraph Outfit for 25c Prepaid

In the 15 years of its existence our company has never offered such a bargain as the present one. Just think of it, a real electric learner's telegraph outfit with which to learn the code or to telegraph to your friend six blocks away, for 25 cts.!! Impossible—you say. Quite so. We do sell them at cost, but we do it solely to get you acquainted with us and place our wonderful catalog in your hands. And if this telegraph pleases, you will order other things from us. This telegraph has a red-lacquered wooden base, strong electromagnet, nickel binding posts, generous telegraph knob and nickel clicker. Telegraph measures 3 1/2 x 1 1/2 x 1 1/2" over all. Full directions for learning the code, and a fine CODE CHART go with the telegraph, all packed in neat box. Telegraph works easily on a single dry cell. Two instruments may be ordered for 50 cts. If wanted, to telegraph between two rooms or two houses.



If the telegraph does not come up to expectation will cheerfully refund money. Boys order 6 to 25 of these instruments. Sell like hot cakes to friends for 30 to 40 cts. each. So small can be slipped into pocket. LEARN THE CODE DURING SPARE TIME. TELEGRAPH OPERATORS ARE SCARCE.

UNCLE SAM NEEDS THOUSANDS.

Important. As this telegraph is sold at cost, we reserve the right to decline your order (by refunding the money) unless you order one of our free Cyclopeda Catalogs at the same time. Should you already have our Cat. No. 19, it is necessary to cut out the coupon, writing across it: I have Cat. No. 19. This is done for the guidance of our catalog checking department. Of course, if you have Cat. No. 19, you need NOT send for it again.

We are prepared to fill orders for 10,000 of these telegraphs this month. They are in stock NOW. Your order will be filled within 12 hours.

25c

25c



ELECTRO IMPORTING COMPANY
231 Fulton St., New York City

I enclose herewith 6 cents for postage in stamps or coin for which please send me your latest Cyclopeda Catalog No. 19 as described.

NAME.....
ADDRESS.....
STATE.....

"THE LIVEST CATALOG IN AMERICA"

Our big, new electrical Cyclopeda No. 19 is waiting for you. Positively the most complete Wireless and electrical catalog in print today. 200 Big Pages. 600 Illustrations, 500 Instruments and apparatus, etc. Big "Treatise on Wireless Telegraphy." 20 FREE coupons for our 160-page FREE Wireless Course in 20 lessons. FREE Cyclopeda No. 19 measures 7x3 1/2". Weight 1/2 lb. Beautiful stiff covers.

"THE LIVEST CATALOG IN AMERICA"

Now before you turn this page write your name and address on coupon at right, cut or tear out, enclose 6 cts. stamps to cover mail charges, and the Cyclopeda is yours by return mail.

THE ELECTRO IMPORTING CO., 231 Fulton Street, New York City
"Everything for the Experimenter"

Electrical Experimenter

233 FULTON STREET, NEW YORK

Published by Experimenter Publishing Company, Inc. (H. Gernsback, President; S. Gernsback, Treasurer;) 233 Fulton Street, New York

Vol. VI Whole No. 63

JULY, 1918

No. 3

WILL THE GERMANS BOMBARD NEW YORK?.....	Front Cover
LIBERTY BELL HEARD O'ER THE WORLD.....	From a painting by George Wall 149
SCIENCE AND RADIO IN NEW FILM DRAMAS.....	By Thomas Reed 151
ELECTRIC OR STEAM RAILROADS—WHICH?	
HOW UNCLE SAM TESTS COAL BY ELECTRICITY	By H. Winfield Secor, Assoc. A. I. E. E. 152
MONSTER ITALIAN SEARCHLIGHT.....	By Samuel D. Cohen 154
WILL THE GERMANS BOMBARD NEW YORK?	
THE STORY OF A POUND OF COAL.....	By H. Gernsback 156
AN ELECTRIC "MOVIE" FOR SHOW WINDOWS.....	158
MILESTONES IN THE LIFE OF THOMAS A. EDISON.....	160
PEELING TOMATOES BY ELECTRICITY AND RECLAIMING WASTE.....	161
MAKE WAY FOR THE LADY ENGINEERS.....	163
AN AMERICAN ACE.....	164
A NEW ELECTRIC RECORDING COMPASS.....	
RADIUM EMANATION IN THE TREATMENT OF DISEASE.....	By Prof. Eugene Staegemann 165
POPULAR ASTRONOMY—A NEW SERIES. FIRST PAPER, "DARK STARS.".....	By George Holmes, Assoc. A. I. E. E. 166
.....	By Isabel M. Lewis, of the U. S. Naval Observatory 168

EXPERIMENTAL PHYSICS—LESSON 13—STATIC ELECTRICITY.....	By John J. Furia, A. B., M. A. 171
COLONEL CARTY RECEIVES EDISON MEDAL.....	172
RADIO IN THE BULGARIAN ARMY.....	173
NEW PORTABLE RADIO SETS.....	174
THE HOW AND WHY OF RADIO APPARATUS. No. 9—TELEPHONE RECEIVERS. By H. Winfield Secor.....	176
MAKING A SIX-FOOT PIANO LAMP.....	178
AN ELECTRIC ORACLE.....	By Thomas W. Benjamin 179
A REVERSING SWITCH FOR SMALL MOTORS.....	180
AN ELECTRIC HOUR-STRIKING MECHANISM.....	
ELECTRICAL LABORATORY PRIZE CONTEST.....	By Thomas Reed 182
HOW-TO-MAKE-IT DEPARTMENT.....	183
WRINKLES, RECIPES, FORMULAS.....	184
EXPERIMENTAL CHEMISTRY.....	Edited by S. Gernsback 185
WITH THE AMATEURS—Twenty-sixth Lesson. By Albert W. Wildon.....	186
LATEST PATENTS.....	187
PHONEY PATENTS.....	189
THE ORACLE.....	190

EDITORIAL

SCIENCE AND WAR



WE read a good deal lately about the utility of science in general, and the cry is loud and loud that our much vaunted science instead of civilizing humanity and preventing wars, actually brings about wars and prolongs them. Parlor critics and the lay press, particularly, when things don't

go right, are wont to ask cynically what science ever did to prevent wars, or if that were impossible, what it accomplished towards shortening wars. Science is credited with accomplishing nothing but murderous machines and devices and of calling into being destructive forces without end. Science, in short, is held up to us as a modern Frankenstein Monster, which, escaping from our laboratories, now runs rampant and wreaks vengeance not alone upon those that brought it into being, but upon our entire civilization as well.

As to science creating wars, we might state that there have been wars ever since animal life appeared upon this planet. War is a natural phenomenon, the same as, let us say, a volcanic eruption. Neither is it confined to man alone. It is the eternal war for supremacy, whether it be the fight to death between two roosters, or the war between two great animal nations, such as for instance we witness in ants, where hundreds of thousands are fighting an equally large horde for supremacy, killing and maiming thousands and bringing back vast numbers as prisoners, henceforth to become slaves.

If we would only accustom our minds to the great and outstanding fact that there will be wars, small and large, as long as the earth endures, we would think of war in a totally different manner.

Therefore if we cannot altogether prevent war, with the aid of science we can certainly very largely prevent its former horrors and perhaps shorten it. Any student of history knows that great wars become less and less frequent as the centuries roll on, while statistics go to show that, considered as a whole, there have been far fewer wars during the past century, which marks the real beginning of science. As to the murderous war

inventions created by science, such inventions only seem so murderous to the un-informed. Statistics show that far from killing more people, the reverse is the case. The number of men actually killed in action, as hit by cannon, rifle, poison gas and what not, is less than 5% of the total casualties. Even now, more men die from natural causes or from bodily diseases than from man-made scientific frightfulness. There were more people killed in the United States last year by automobile and railroad accidents, casualties in factories, etc., than were killed on the entire Western front! A careful study of statistics will bear out this statement.

In the former great wars as high as 70% of the effective fighting forces were lost by the ravages of disease, such as cholera, typhus, etc. Napoleon's great army after the return from Russia had dwindled down to less than 25% of its former strength, mainly thru disease. These were the former great horrors of war, now entirely conquered by science. Modern surgery, anesthetics and medical science as a whole are daily reducing the death toll among the unfortunate fighters struck down by the hand of man. Where formerly over 80% of the casualties were fatal, thanks to science this percentage has been reduced to less than 20. In other words out of one hundred maimed soldiers less than twenty now die of their wounds. While the entire balance may not be again fit for actual fighting, this vast percentage of disabled humanity is returned more or less intact to its peaceful pursuits. While it is not our intention to call war a benefit to humanity, the fact can not be denied that it has given medical science a wonderful opportunity to make new and important discoveries, to greatly reduce suffering, as well as treating diseases more intelligently hereafter.

Medical science alone has vast opportunities during the war, because it has more human material to work upon than in peace times. The fallen fighters will therefore not have died in vain. Each one of them will prevent thousands of others from dying during the peace that is to come.

H. GERNSBACK.

The ELECTRICAL EXPERIMENTER is published on the 15th of each month at 233 Fulton Street, New York. There are 12 numbers per year. Subscription price is \$1.50 a year in U. S. and possessions; Canada and foreign countries, \$2.00 a year. U. S. coin as well as U. S. stamps accepted for foreign coins or stamps. Single copies, 15 cents each. A sample copy will be sent gratis on request. Checks and money orders should be drawn to order of EXPERIMENTER PUBLISHING CO., INC. If you change your address notify us promptly, in order that copies are not mis-carried or lost. A green wrapper indicates expiration. No copies sent after expiration.

All communications and contributions to this journal should be addressed to: Editor, ELECTRICAL EXPERIMENTER, 233 Fulton Street, New York. Unaccepted contribu-

tions cannot be returned unless full postage has been included. ALL accepted contributions are paid for on publication. A special rate is paid for novel experiments; good photographs accompanying them are highly desirable. ELECTRICAL EXPERIMENTER. Monthly. Entered as second-class matter at the New York Post Office under Act of Congress of March 3, 1879. Title registered U. S. Patent Office. Copyright, 1918, by E. P. Co., Inc., New York. The Contents of this magazine are copyrighted and must not be reproduced without giving full credit to the publication.

The ELECTRICAL EXPERIMENTER is for sale at all newsstands in the United States and Canada; also at Brentano's, 37 Avenue de l'Opera, Paris.

'LEARN BY DOING'

The Only Way to Learn Electricity

The only way you can become an expert is by doing the very work under competent instructors, which you will be called upon to do later on. In other words, *learn by doing*. That is the method of the New York Electrical School.

Five minutes of actual practice properly directed is worth more to a man than years and years of book study. Indeed, Actual Practice is the only training of value, and graduates of New York Electrical School have proved themselves to be the only men that are fully qualified to satisfy EVERY demand of the Electrical Profession.


At this "Learn by Doing" School a man acquires the art of Electrical Drafting; the best business method and experience in Elec-

trical Contracting, together with the skill to install, operate and maintain all systems for producing, transmitting and using electricity. A school for Old and Young. Individual instruction.

No previous knowledge of electricity, mechanics or mathematics is necessary to take this electrical course. You can begin the course now and by steady application prepare yourself in a short time. You will be taught by practical electrical experts with actual apparatus, under actual conditions. 5,000 of our students are today successful electricians. Come in and read their enthusiastic letters. Let us explain this course to you in person. If you can't call, send now for 64-page book—it's FREE to you.

SCHOOL OPEN ALL SUMMER.

*Unusual Facilities for
Providing Room and
Board at Low
Rates*



**NEW YORK ELECTRICAL SCHOOL,
29 W. 17th St., New York, N. Y.**

Please send FREE and without obligation to me your 64-page book.

Name
Street
City

NEW YORK ELECTRICAL SCHOOL
29 W. 17TH ST
NEW YORK, N. Y.

You benefit by mentioning the "Electrical Experimenter" when writing to advertisers.

Electrical Experimenter

H. GERNSBACK - EDITOR
H. W. SECOR - ASSOCIATE EDITOR

Vol. VI. Whole No. 63

JULY, 1918

Number 3


Liberty Bell Heard O'er the World Via Radio

By THOMAS REED

EVER notice how Tyranny always runs true to form? Take the average baby. Having reduced his home to subjection — buffaloed, bullied and seduced it to a finish—he picks the moon as the next subject for “annexa-

tion and indemnity”: which process the moon resists, in its unwarmed, moonlike way. Action and reaction being equal, the moon probably suffers somehow for its temerity; but the principal effect is observed on the foiled baby, in the well-known every-

day domestic phenomenon of “tantrums.” When this happens, good nursery-psychology recommends diversion of the infant conqueror’s mind by dangling before him any handy object, exclaiming, as engagingly as possible, “See the pretty doggy!”



A Wonderful and Timely Idea—Why Not Ring the Old Liberty Bell Again on this July 4th, so that All the World can Hear it? Its Liberty-Inspiring Peals to Be Picked up By Sensitive Microphones, Transmitted by Wire to Arlington and Then Radioed O'er the Seas to All Nations.

or whatever Common Parlance names the selection.

You find the same psychology applied to the spasms of the undeveloped "Hun," peevish over the disarrangement in his Paris time-table, and the unaccountable hitch in his Picardy "negotiations."

The "doggy" in his case—the Nauen wireless-station—inspires this rapturous crooning:

"From the formidable towers of this establishment, the activities of which surpass all the fables of antiquity, waves are incessantly sent forth which acquaint the listening nations with everything that in our judgment they ought to know. This wondrous invisible ally, moreover, has constantly kept us acquainted with events which the enemy would gladly have withheld from us."*

Gosh! The Fables of Antiquity certainly have nothing on this blithe scree! Picture an innocent Nation cocking its ear to catch, amid a world of deception, the only clear, snappy, reliable TRUTH, "made in Germany" expressly for its enlightenment; and in the excitement being pilfered of a shy heart-throb—such as a Declaration of War! They say the Germans are always efficient, and this patent "diverter" of theirs proves it. It's a fine diverter. It would divert anybody.

Hist, while the histing is good! I have an idea.

You remember, a few years ago, how Mr. Carty, the Telephone Wizard, with his "Audions" and multifarious do-funnies, talked by wireless around half the world? Well, what's the matter with rigging 'em up again, and sending out a boom from the

*Cushovener Zeitung, quoted in Boston Transcript.

Hats off to Thomas Reed! Here is the germ of a wonderful idea—and a typical American idea, too. Not so long ago Mr. Carty of the American Telegraph and Telephone Company succeeded in making the human voice heard by Radio half way around the earth. The voice of the operator, stationed at Washington, was heard in Paris, France, and as far as Honolulu.

Mr. Reed suggests to transmit the metallic voice of old Liberty Bell by Radio thru the ether over this war-wrecked earth of ours, symbolizing the voice of Liberty in the most unique fashion possible. Yes, the German station at Nauen would hear the voice of Liberty Bell, too—Liberty ringing its way thru the ether, in *advance of the American Army*. The plan is simple and practically costless, as all the apparatus are on hand. What better date could be selected for the momentous event than July 4th, 1918. Let us hope that it will come off.

Readers, Wireless enthusiasts! When you see this in print write or telegraph to the Secretary of the Navy, the Hon. Josephus Daniels, Washington, D. C., asking him to send the voice of old Liberty Bell ringing over the battle-fields in France, on to Berlin, on July 4th. If 100,000 of you urge Washington, the great event will come off—a monument to the solidarity and enterprise of American Amateurs. Show this article to your local paper and urge it to reprint it at once, sending a clipping to us.

Now all together Amateurs! Show the nations that you are still on the map!

Liberty Bell, in Independence Hall?

And for a starter, what's the matter with mending our Bell, so we can boom it, good and proper? It's curious that while the "whole push," from song-writers up (or down) to financiers, are calling for the Liberty Bell to "ring again," they seem to mean the ringing figuratively, because it's cracked. But say, what does a crack amount to in any metal object, in these days of arc and acetylene welding? Science has moved on since we set the Bell away on a velvet cushion, and entered it up as "incurable." Broken cylinders and flywheels are being welded every day—huge things, beside which the Liberty Bell would look like a toy; mended, not merely to ring, but to resist high steam-pressure and enormous centrifugal force, and actually stronger afterward than before, since the original flaw has been eliminated.

Sure, it's the simplest thing in the world to fix our Bell, unless we prefer it broken and out of commission. But why should we—our Liberty isn't in that plight! Up to

a certain point, the Bell followed our history pretty closely. We founded our Freedom in 1776, and the Bell rang it for us. But there was a flaw in the casting of our Independence, which we couldn't see. Slavery, which worked and widened till it broke the Nation apart; while the Bell, too, developed an "interior strain," and cracked from it. We welded the Nation's fracture together, better than new, in the heat of the Civil War—but right there, the Bell stopt accompanying history. Any reason why it shouldn't catch up again, now that we're setting our Liberty to the biggest task of all?

I sure wish that old Bell was fixt, and Mr. Carty's rinktums were working

again! I'd like to have America designate a certain appropriate moment, when all radio traffic should stop, and for one whole minute the ether, everywhere around the world, should hum with "Liberty Vibrations" alone.

Anyway, for the "Hun," up there in the "formidable tower of his establishment" it would be a reminder of what Pioneer Peoples do to the Pests of the earth. He's had examples, in "Pats" and "Anzacs"—I name 'em with respect. What with Indians and bears, rattlesnakes, bad-men, gipsy-moths and Trusts (to mention only a few of our Nearest and Dearest) we're so accustomed to swatting "varmints," that even a Central Power or two come all in the day's work. With an "Ah there, neighbor!" for the new arrival, we shoulder our eradicating-tools, and, whistling and busy, get after him.

Well, perhaps my scheme is only a pipe-dream! But "you know me, Al"—while my hopes are small of entertaining an angel unawares, I never could turn away a needy pipe-dream from the door!

ELECTRIC LIGHTNING RECORDER HELPS OUR FLYERS

One of the most important things that military aviators wish to know about the air before venturing on long trips of several hundred miles, is the whereabouts of thunder storms. At all well appointed training camps, various meteorological data are recorded, such as changes in the barometer, wind velocity, etc.

The highly sensitive electrical recorder here illustrated makes a mark from a pen on a slowly revolving paper chart, secured to a clockwork driven drum, for every lightning flash occurring in the vicinity. In fact, so sensitive is this instrument that electric storms more than 200 miles away have been accurately recorded on it. It operates in a similar manner to wireless receiving sets of early type, which operated with a coherer or metal filings tube which responded to the electric waves.

The filings coherer is so sensitive that it will respond to all such unusual atmospheric disturbances, and thus lends itself well to such purposes as this. The filings are minute grains of nickel and silver or steel silver, a ratio of 90 per cent nickel or steel to 10 per cent silver is commonly used.




Photo © by Underwood & Underwood
Electric Thunder Storm Recorder Which Indicates Lightning 200 Miles Away.

A CENTURY OF LIGHT.

1815 to 1855, sperm oil and candles, average home used 25 candle hours per night, or 9,000 per annum—cost \$22.

1855 to 1865, kerosene introduced with 50% more light, same cost of \$22.

1865 to 1875, kerosene and gas—average household used 20,000 to 38,000 candle hours—cost \$23 to \$34.

1875 to 1885, kerosene reduced to 22c a gallon, gas to \$2 per 1,000 cu. ft.; average family used 76,000 c. p. hours per year—cost \$30.

1885 to 1905, kerosene disappearing—electricity and Welsbach gas mantle coming in, 200,000 c. p. hours average family used per year—cost \$20.

1905 to 1915, average gas c. p. hours, 200,000. Average electric c. p. hours, 123,000 (due to saving thru switches)—cost \$15.

Maximum light now of average families, 360 candles, or about 18 times that of a century ago.

With increase of 1700 per cent in amount of night lighting, reduction in cost of year's lighting is about 70%. Exprest another way, the cost of lighting per unit candle hour is less than 3% of what it was in the first half of the period.

Science and Radio in New Film Dramas

THERE seems to be no dearth of the "scientific movie" from present indications, with the vast number of serials and individual photoplays that are appearing all over the country. With the public mind literally fed up on the work of the German spies thru the daily papers, it is only natural to suppose that

den Hand" has been mortally wounded and his followers carry him away unconscious. They try to revive him, but without success and then "Verda," his right hand man, orders the henchmen to try the electric resuscitating apparatus on him. By its means he is brought back to life. The machine is essentially a large static machine and is very realistic in the

man of being a spy. Events prove that he is right, as DeCourcy reveals himself to Frank's father as a German spy who has been masquerading for ten years as a Frenchman. On account of operations made thru the bank, he not only compels the banker to keep silent, but insists that he be received into the Eisel home.



The "Wireless Room" Featured In the "Eagle's Eye" Film Play, In Which the U. S. Secret Service Upset a Dastardly Teuton Spy Plot, Just in the Nick of Time, of Course.



A Huge Electro-Static Machine is Used to Bring Back to Life an Apparently Dead "Villain" in "The Hidden Hand," a Recent Photo Play Serial.

the screen should reap a rich harvest with film dramas showing these inner and secret workings of the Imperial German Government's espionage system in a graphic form.

First and prominent amongst these is the "Eagle's Eye," showing the length to which the German Government has resorted to hamper the work going on in this country. It is shown how a German agent's laboratory was raided by the U. S. Secret Service and the compositions discovered there tested, with the result that numerous bottles were found to contain disease germs of various kinds to be used in causing an epidemic of sickness among the longshoremen of New York, in order to paralyze the shipping of supplies to the Allies.

The upper left photograph shows the wireless room of the Criminology Club of New York City. This club is a composite organization representing the Secret Service used thruout "The Eagle's Eye" to picture the activities of the body headed by Chief Flynn, the author of the picture. The picture shows a call being received, summoning the members to the Jersey stock yards at the time the plot to burn several thousand head of cattle and horses by the Imperial German Government, was discovered.

The remarkable "Life Restorer" pictured here (center) plays an important part in one of the closing episodes of Pathe's new Serial "The Hidden Hand." After many thrilling and exciting incidents in which an heiress and a Secret Service man, who is trying to prove the girl's identity and finally "falls" in love with her, figure prominently, we arrive at the scene where the villain of the thriller known as "The Hid-

den Hand" has been mortally wounded and his followers carry him away unconscious. They try to revive him, but without success and then "Verda," his right hand man, orders the henchmen to try the electric resuscitating apparatus on him. By its means he is brought back to life. The machine is essentially a large static machine and is very realistic in the semi-darkness with its large spark discharges in full operation. The basis for the introduction of the machine has been conceived by the author, Arthur B. Reeve, writer of the Craig Kennedy stories.

Here he learns of Frank's amateur wireless outfit and demands that the father get the boy out of the way so that he may use it. This the father does, but Frank returns unexpectedly and intercepts a message regarding the burning of some oil wells, and he saves the wells at the risk of his life. When Frank is hovering between life and death, Dave Smith, now the accepted suitor of Ruth, notices a change in the boy's condition and instantly spring to the boy's side, revealing a secret service badge that he is wearing. Thus Frank knows that his father is no longer under suspicion, and the banker is also overwhelmed with joy, realizing that

Smith knows he is a true American, and he turns to Frank saying, "Frank, my son, you are a man." The photograph shows young Frank Eisel operating his radio set while in close proximity may be seen his young lady love, Miss Dolly Hope.

The chief inventions used in the present war as distinguished



Scene from New Film Drama "I'm a Man," in Which a Wireless Amateur Holds the Center of Interest Thru Many Exciting German Spy Maneuvers.

Last but not least we come to the General Film Company's new patriotic spy movie, "I'm a Man," in which Radio telegraphy plays a prominent part. (Lower photo.)

Frank Eisel, the son of German-born American parents, is a member of the High School Cadets. Frank's father is a banker who is desirous of having his daughter, Ruth, marry a Frenchman named DeCourcy, a director of the bank and very wealthy. Ruth has another admirer, David Smith, a young bookkeeper in the bank, but their growing attachment is frowned on by the father who favors DeCourcy. One day Frank notices a poster reading "Beware of Spies" and turning, sees DeCourcy talking with a stranger, and he at once suspects the French-

from the Napoleonic wars: Steamship, submarine, air craft, high-power guns, smokeless powder, breech-loading gun, rapid-fire gun, revolver, automatic pistol, telephone, wireless telegraphy, automobile, poisonous gas.

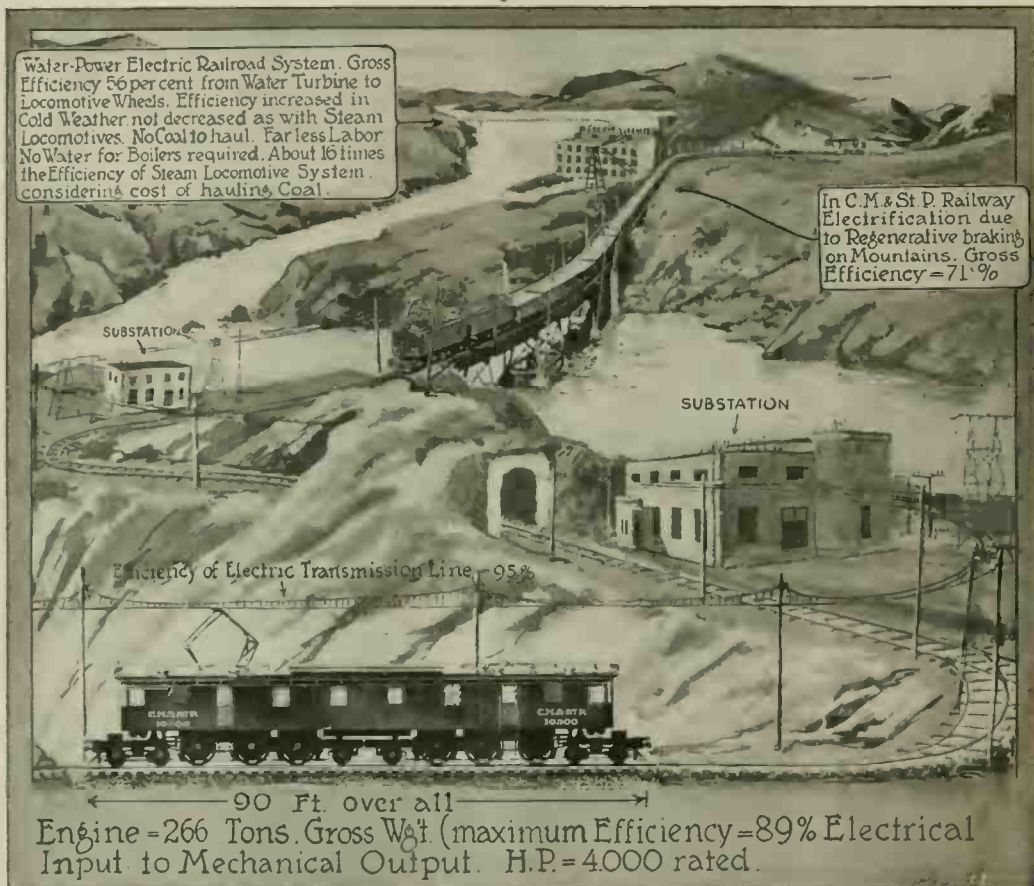
Electric or Steam Railroads—Which?

By H. WINFIELD SECOR, Assoc. A. I. E. E.

YOU stand enthralled in a beautiful gorge among the Rockies, admiring the supreme grandeur of nature, when—with a roar like distant thunder—a long, snake-like train of steel cars, headed by a smokeless demon that fairly bristles with power, dashes by you at a mile-a-minute speed.

more or less interested in the comparative costs of operation for such electrification, and always, always the question comes up—Will it pay? The answer has been pretty well settled by the facts and figures presented in the past year or two by our ablest engineers and particularly by the report of the railroad operating the long-

Notable among large steam railroad electrifications are the following: 1896, Baltimore & Ohio Tunnel; 1906, New York Central Terminal; 1906, West Jersey & Seashore; 1909, Great Northern; 1910, Detroit River Tunnel; 1910, Pennsylvania Terminal at New York; 1911, Southern Pacific; 1913, Butte, Anaconda & Pacific;



Copyright, 1918, by E. P. Co

The Above Illustration Shows in a Marked Manner the Various Losses Occurring in a Modern Hydro-Electric Railway System, and in Comparison With the Illustration on the Opposite Page, it is Evident to Everyone that this is the System of Not Only the Future, But the Very Near Future, Particularly When the Experts of the United States Fuel Administration Come to Figure Up the Millions of Dollars Actually Thrown Away Annually in Hauling Coal Back and Forth Over the Railroads.

It's the Chicago, Milwaukee and St. Paul R. R. "Olympian," the finest transcontinental train in the west, speeding on her way to the Pacific coast. She's driven by "juice"—3,000 volts of it, and thousands of amperes, all transmitted over a thin copper wire from mighty water-falls, high up in the mountains. There the electrical engineers have placed their electric generating stations, where gigantic turbines spin the dynamos all day long, reclaiming the power in the water—at present over 150,000 horsepower is developed by these hydro-electric plants, the most efficient of all methods in the production of electrical energy.

Now that the whole country has been aroused as to the countless possibilities of electrifying the railroads, and other arteries of commerce and industry, by the recent reports from engineers connected with the national government, everyone is

est electrified mileage in the world, the Chicago, Milwaukee and St. Paul system, which now haul all their passenger and freight traffic over the Rockies from Harlowton, Montana, to Avery, Idaho, a continuous run of 440 miles. This railroad is now arranging to "electrify" to the Pacific coast, so successful has the present installation proved. This is what Mr. C. A. Goodnow, assistant to the President of the C. M. & St. Paul R. R., in charge of the electrification, recently said: "Our electrification has been tested by the worst winter in the memory of modern railroaders. There were times when every steam locomotive in the Rocky Mountain district was frozen, but the electric locomotive went right along. Electrification has in every way exceeded our expectations, not only as respects tonnage handled and mileage made, but also the regularity of operation."

1916, Chicago, Milwaukee & St. Paul; 1917, Victorian Railways, Australia; besides a host of others now joining the ranks of believers in railroad electrification.

We may profitably study for the moment this wonderful engineering feat so successfully carried out on one of the greatest railroads of the West.

The tracks of the mountain district of the Chicago, Milwaukee & St. Paul Railway, in surmounting the obstacles imposed by the Rocky Mountain and coastwise ranges, represent the solution of one of the most difficult problems ever mastered by railway engineers. Out of this section of rugged mountain railway, including many long grades and short radius curves, four steam engine divisions were selected for electrification, aggregating 440 miles in length. Steam engines were first abandoned on the Three Forks-Deer Lodge division.

115 miles long, and crossing the main Continental Divide, thus giving the electrical equipment its initial tryout under the severest service conditions of the entire system. The first electric locomotives were placed in regular service on December 9, 1915, and during the month of April, 1916, service was extended to Harlowton, making a total of 220 miles of electrically operated road. By the first of November, 1916, steam engines were superseded over the entire distance of 440 miles, from Harlowton, Montana, to Avery, Idaho.

This project is the most extensive steam railway electrification in the world, the length of haul being nearly six times as great as any trunk line now operating with electric locomotives. The length of track between Harlowton, Montana, and Avery, Idaho, is approximately equal to that from New York to Buffalo or from Boston to Washington.

In crossing the three mountain ranges included in the electric zone, there are several grades of one per cent or more, the most difficult of which is the 21-mile two per cent grade between Piedmont and Donald, and the longest the 49-mile one per cent grade on the west slope of the Belt Mountains.

The curvature is necessarily heavy, the maximum being 10 degrees. There are also numerous tunnels in the electric zone, 36 in all, of which the longest is the St. Paul Pass tunnel, over a mile and a half in length, thru the ridge of the Bitter Root Mountains.

The passenger service consists of two

all-steel finely equip transcontinental trains in each direction, the "Olympian" and "Columbian," and a local passenger train in each direction daily between Deer Lodge and Harlowton.

Freight traffic thru the electric zone comprises from four to six trains daily in each direction. Westbound, the tonnage is made up of manufactured products and merchandise for Pacific Coast points and foreign shipment. Eastbound tonnage includes grain, lumber, products of the mines and some live stock.

Electrification promises a very marked reduction in running time, not to mention the freedom from cinders and smoke always incident to the use of steam locomotives. It has been found, for example, that on the 21-mile two per cent grade from Piedmont to Donald, the electric locomotive can reduce the running time of passenger trains from 65 minutes to approximately 40 minutes. On the run from Deer Lodge to Butte, which, under the steam locomotive schedule, required an hour and 20 minutes (80 minutes), a saving of approximately 30 minutes can be made.

In the freight service, it has been found that on the first division where the steam locomotives have required 10 to 12 hours to make 115 miles, electric locomotives can meet a schedule of from seven to eight hours for the same distance. The heavy grades and frequent curves at certain points offer serious obstacles to steam locomotive operation even in the summer time, but with winter temperatures as low as 40° F. and heavy snowfalls in the Bitter

Root Mountains, serious delays have occurred, owing to engine failures or to inability to make steam. The capabilities of the electric locomotives are in no way impaired by cold weather or by inability to obtain fuel or water in case of snow blockades. During a series of record-breaking temperatures in December, 1915, the powerful Mallet engines were frozen up at different points on the system and the new electric equipment was rapidly pressed into service to replace them. On several occasions electric locomotives hauled in disabled steam engines and trains which would otherwise have tied up the line.

In cold weather, such as we experience right thru the winter in the East, not to mention 40° to 60° F. in the West, the steam locomotives suffer severely in loss of all-around efficiency. The severe cold makes it harder to keep the boiler parts heated up, and much of the heat from the coal is used up simply to raise the water to the steaming point, owing to its extremely low temperature. The steam locomotive is about the most inefficient prime mover we know of for practical purposes. It practically never realizes above 7 to 8 % over-all efficiency—i. e., in transforming the energy in the coal to tractive force at the driving wheels and draw-bar. The remaining 92 to 93% is wasted in friction and heat losses.

Recent tests in the locomotive laboratory of one of the largest American railroads have shown that under road conditions the best steam engine realizes nearer 7% than (Continued on page 207)

Coal Consumed by Railroads in U.S. in 1917 - 150,000,000 Tons. Electrification would save 66% or 100,000,000 Tons. In 1915 the Railroads consumed 24% of all the Coal mined to run their Trains. 100,000,000 Tons saved would - 5 times the amount used by all the Central Stations in U.S. in 1917. Practically all of the coal is hauled and rehailed hundreds of miles.

Electric Central Station at Mouth of Mine would give Gross Efficiency from Coal burned to Electric Locomotive Wheels of 12%. No Coal to haul. No Water required.

These trains are hauling Coal for Engines etc., 150,000,000 Tons of it, thus wasting 16% of Ton Mileage of Railroads yearly.

Water to be pumped, piped or purchased in 1 year, for 65,000 Steam Locomotives - 9426,144,000 Tons or 2,271,360,000,000 Gallons.

12,000 MILLION WATER 16 TONS FUEL

ENGINE ONLY, WGT. - 27 TONS TENDER LOADED WGT. - 102 TONS. (EXCESS WGT. TO BE HAULED)

90 Ft. over all

(Maximum Efficiency = 7% from Coal burned to Driving Wheels) H.P. = 3,900 Rated

Copyright, 1918, by E. P. Co.
Possibly You Never Stopt to Think of the Great Coal-Handling and Operating Losses Sustained Annually by the Steam-Operated Railroads All Over the United States. These Railroads, as the Above Data and Illustration Show Vividly, Consume in One Year 24 Per Cent of All the Coal Mined, Just to Run Their Trains! It Has Been Estimated by a Great Engineer That "Electrification" of These Railroads Would Save 66 Per Cent or 100,000,000 Tons of Coal Annually.

How Uncle Sam Tests Coal by Electricity

By SAMUEL COHEN

HOW much heat do we get from different grades of coal? This is the very real and important problem that confronts our manufacturers in operating their plants. The subject of determining the heat unit

carbon varies with the nature of their chemical combination. Direct methods for determining calorific values are therefore more reliable. The instrument devised for this purpose is called a *calorimeter*. The calorimeter consists of three essen-

ceases with temperature rise, and since there is a definite relation between temperature and resistance, it is therefore possible to determine the temperature corresponding to the resistance. So by measuring the resistance of the wire in the coal



The Above Illustrates One of Uncle Sam's Coal Testing Experts Operating an Electric Resistance Bridge Connected With the Bomb Calorimeter.

This Photo Shows Sample of Coal In Metallic Capsule, With Igniting Fuse and Bomb Calorimeter. Note Small Amount of Coal Used In Test.

value of coal and its ash matter is a very important factor to be considered. Briefly, the analysis of coal is as follows:

First, in burning coal, five main points must be considered: The amount of moisture, volatile combustible matter, percentage of ash, sulfur, and calorific value. The latter is the one in which we are mostly interested in the present instance, since electricity plays a very important rôle in its determination, while the first four items are determined by purely chemical methods.

The coal sample in question goes thru a regular analysis before it is clast and the results of the approximate analysis gives only a general idea of the heating value, by indicating the class in which the fuel belongs. Anthracite coals are characterized by a small percentage of volatile combustible matter (usually less than 10 per cent), while bituminous coal contains a large amount of this constituent (usually 30 to 40 per cent), while in cannel coal this is the main constituent. The proportion of this constituent is dependent on the amount of hydrogen present, as this element forms volatile compounds with the carbon. When hydrogen burns, it evolves a much larger amount of heat than is produced by the combustion of the same amount of carbon. Coals containing a large proportion of volatile combustible matter have usually, therefore, high calorific values, and water which absorbs heat when it is converted into steam. It is evident that the calorific value of a fuel can be calculated from the percentage of carbon and hydrogen present. This method is subject to an error, arising from the fact that the heat combustion of hydrogen and



Photo © International Film Service
These Men, Experts at the U. S. Bureau of Mines, Do Nothing But Play With Coal. The Calorimeters Above Are Used to Gage the Heat Value of Coal in B. T. U.

tial parts, namely:—A combustion chamber, a tank of water with a delicate thermometer for indicating the amount of heat absorbed, and an insulating device to prevent the external heat from reaching the water and the thermometer, and also to prevent the heat generated in the combustion chamber from escaping the apparatus.

A certain quantity of the sample coal is placed in a small container. This quantity is usually one gram. With this coal a certain amount of oxidizing agent is added, and this may be sodium peroxid. In the same container a fuse wire is placed and properly connected to an electric power source so as to ignite the coal mixture at a desired time. The upper right hand photograph shows clearly the sample of coal in the calorimeter capsule. Note the fuse wire on top.

The temperature of the coal when in a burning state is directly determined by means of a special electric thermometer which is inserted in the coal chamber. This thermometer consists of a fine-high-resistance wire, whose resistance is determined at the beginning of the test and at the period of combustion. The resistance in-

chamber at the period of combustion, we derive from it a mathematical relation of the temperature, and from that the calorific value. The photograph at the upper left hand corner shows a special accurate slide-wire bridge for measuring the resistance. The bridge wire is supported on the drum of the apparatus. The lower photograph shows four of these calorimeters. The wires are used to connect the igniting fuse wire with the current supply, while some of them run to the electric thermometers.

This work is of extreme importance insofar as it tells the purchaser the maximum amount of heat he can possibly obtain from a certain grade of coal.

ELECTRIC SAW MILLS.

Electrically operated saw mills of the portable type are said to be rapidly gaining in favor among lumber men. In localities where water power is abundant and has already been partially converted into cheap electric power the portable sawmill is especially popular. According to the president of a firm which is manufacturing electric portable sawmills, the demand is fast increasing in the South and West of the United States at the present time.

TELEPHONE CABLES IMPROVE WITH AGE.

It is found that the insulation resistance of telephone cables increases with the age of the cable, when it lays in the ground, because the moisture it possesses appears to be dried out.


NEW DENTAL AND X-RAY MOVIES.

DR. E. L. CRUSIUS of New York city has announced that in co-operation with one of the leading film companies he had perfected a system for taking X-ray moving pictures which is expected to be of great service in treating injuries to the joints.

Among the pictures taken thus far are illustrations of the movements of the knee, ankle, and elbow. Dr. Crusius says that the photographs show not only the bones but the muscles, and that by moving a joint that has been injured and photographing the action of muscles and movements of bones it will be possible to find out just what parts have been injured and the treatment required.

A physician desiring to have the heart of his patient tested sends him to a radiologist to have an X-ray taken. The picture can show the size, position, and appearance of the organ, but it can not show the rising and falling of the heart beat. Again, the radiologist, during the examination, can take note of the manner of the beat, but he can not pass his observation on in its actual form. The same is true of X-rays of the lungs, stomach, intestines and other organs; than can not be shown *functioning*. An X-ray photo of the living stomach is shown herewith.

Thru the use of the new machine radiolo-



The Dentists of To-day do Not Depend on Merely Looking at the Teeth—They Take Radiographs of Them, Which Often Show Defects That Effect the Patient's Whole Constitution.


gists will be enabled to take pictures showing the actual continuous movement of the part of the body under observation. As soon as the invention is completed Dr. Crusius expects to offer it to the Government, which might use it for examining soldiers before entering the service and for examining wounded soldiers so as to ascertain the full extent and degree of their injuries.

Another phase of the motion picture X-ray is the part it may play in the educa-

Monster Italian Searchlight

Recently we had the pleasure of seeing some very interesting official Italian war films, certain views of which are reproduced here as of especial interest to elec-

trical people. Most every one has read of the wonderful work done by the Italian army this past winter in the mountains in the campaign against the Austrian army; of the almost insurmountable difficulties that have been met and overcome, and it is only thru the medium of the moving picture that one is able to grasp the significance of this vast work.



Monster Electric Searchlight Used in Fighting Night Battles on the Italian Front. Its Size Can be Judged by Comparison with the Figure of the Operator.

breaking all around him as he merrily (?) turns the crank, are observed. Not a small part is played in this drama by electricity. To assist the heavy artillery in its night attack great searchlights are used to spot positions, note movements of the enemy, and to see if a counter-attack is being contemplated. Some idea may be gained of the size of these Italian army searchlights from the accompanying views; in the original film a soldier is seen to enter the searchlight thru the trap-door in the base of the light in order to adjust the huge carbons which are used; one of the present photos showing the operator holding the massive carbon rod, which measures 3 inches thick by 3 feet in length. Later he steps down and may be seen start-



We see the Italians transporting guns over the mountains by means of long steel cables and aerial cars or bombarding the enemy during the night under the glare of a hundred powerful electric searchlights. In the morning following, the infantry takes up the charge to gain and consolidate the ground which has been cleared by the heavy shell fire, and it is during these scenes that the dangers the camera man is exposed to, with the hail of bullets

ing the machine wherein he looks like the proverbial peanut on the watermelon.

The full significance of photography in the World War can only be realized in a small way from this brief resumé of course, and only when we have returned to peaceful pursuits again and witness all that has been preserved thru the medium of the photographic film and plate will we fully appreciate the invaluable records that we can pass on to posterity.

The American Army now in France is being equipt with all the latest electrical appliances. Searchlights mounted on telescoping towers are being supplied to our forces as fast as conditions at home will permit.

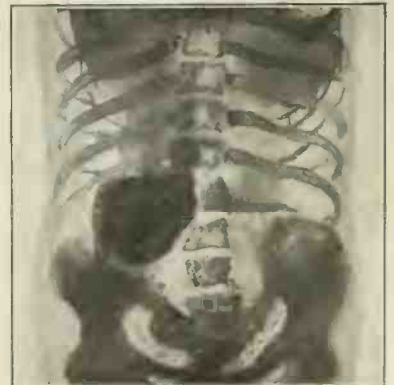
tional world. Thru it a motion picture can be taken, for instance, of the path followed by a swallow of water or a mouthful of solid matter. It will present to view to the student and ordinary practitioner what up to the present time has been visible only to the eyes of the Roentgen-ray specialist.

By the old method of dental treatment, when only outward signs could be read, the dentist would treat the diseased tooth and unwittingly leave the abscess on the sound tooth to continue its destructive work until the tooth loosened or decayed.

Malformations of this kind, and especially abscesses on sound teeth, cause neuralgia, rheumatism, headache, intestinal indigestion, enfeebled eyesight and general lassitude.

The necessary interest on the part of the physician today in the pathologic conditions of the oral cavity in teeth demands some study on the part of the medical fraternity. It is a great error to treat patients for all the ills on the calendar and ignore the teeth, a very prevalent source of constitutional disease, writes one authority. Of the two X-ray photos here reproduced, showing the teeth, one shows an alveolar abscess involving the root of tooth, while

the other presents a complete root filling and the amputation of the same tooth. Many teeth now sacrificed may be successfully treated and give life-long service.



X-Ray Photo of the Living Stomach. A Bismuth Meal is Given the Patient Before Taking Such Radiographs.

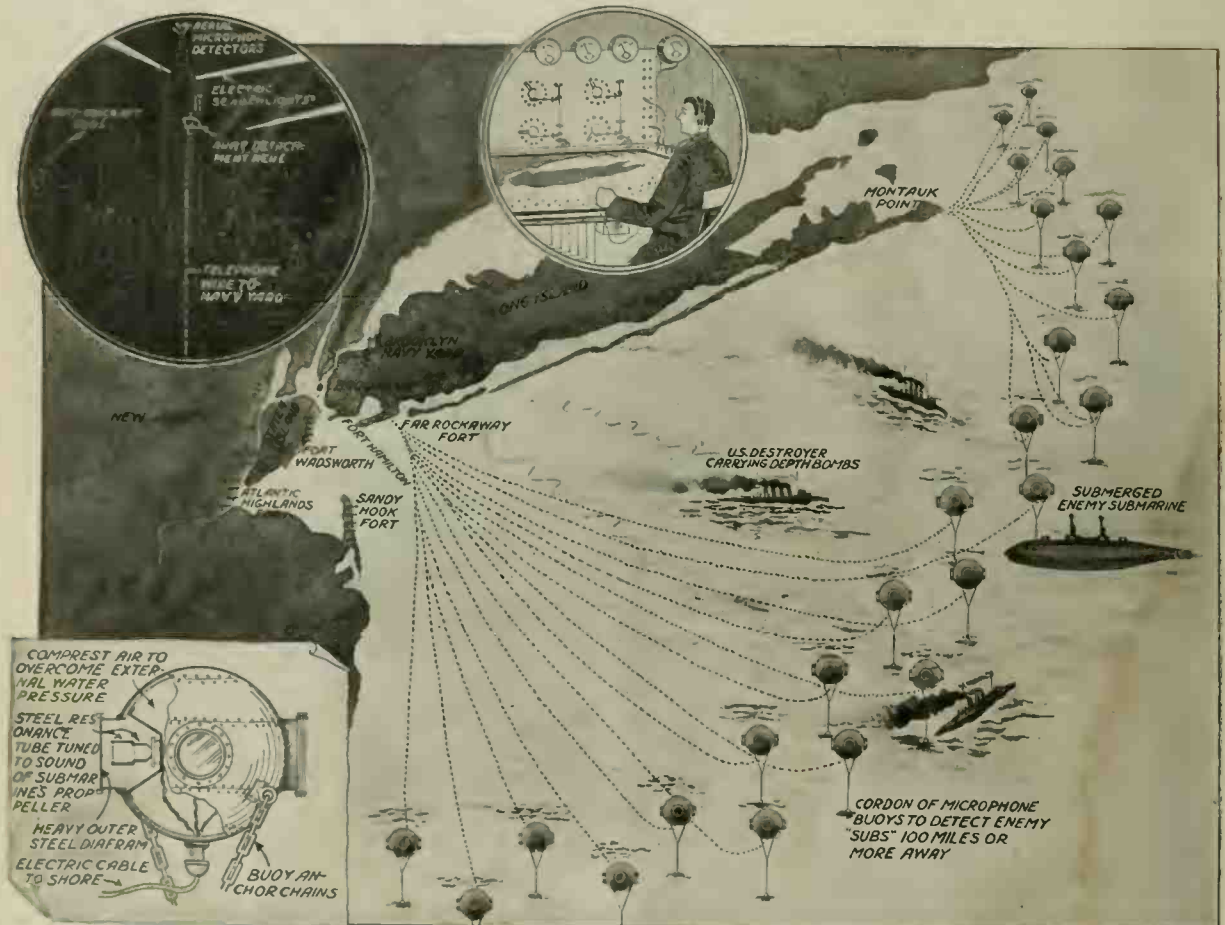
Will The Germans Bombard New York?

By H. GERNSBACK

Of late we have been reading quite a good deal in the daily press about the possibility of an aerial attack on American cities by the Germans. Many anxious inquiries have come to the writer's desk from readers of this periodical, asking if there was any chance or probability of an aerial raid at this time. Many people seem to think that raids are impending this year, while equally as many are skeptical about it. It is the purpose of this article to point out certain relevant facts relating to the above, and we will try here to show the technical aspect of the idea.

fended towns while at the same time killing women and children. Now, without wishing for one second to defend the German practise of throwing bombs from the skies upon helpless people, there certainly is a good military reason behind it all. It is a very expensive as well as risky undertaking to send aeroplanes over our Allies' lands, and you may rest assured that it is not for the sole purpose to demoralize the inhabitants or to practise frightfulness. The Germans are too practical a people, and as a rule do not waste time, effort and costly ammunition just for frightfulness alone if

cannot be used against the Germans either at the front or to bomb German cities. Therefore, it is good business from the German viewpoint to send a few machines over London or Paris at irregular intervals, thus locking up a large quantity of English or French aeroplanes that might be used to vastly better advantage against the Huns. This is the main reason, and probably the only reason why these raids occur and from a military viewpoint must occur. The Germans have no choice about it, for if they did not do it, the Allied aeroplanes would overwhelm them at the front.



This illustration shows a novel suggestion how to indirectly protect New York City from possible German air raiders. Mr. Gernsback's idea is to throw a cordon of submerged microphone buoys far off from the coast as shown. The nearest of these buoys would be about thirty miles distant from New York Harbor, and the buoys might be in two or three or four rows. As indicated, each buoy is connected with the navy yard by means of a cable. If a German submarine carrying aeroplanes should come within range of these buoys, its sound would be detected immediately, and the navy yard could then dispatch the destroyers to frustrate the attempted aeroplane raid. The submarine buoy is entirely practical, having been tried in France some years ago.

Let us first set our minds straight about the military reasons for bombarding cities, whether these be American, French or English. Every time the Germans bombard London or Paris, immediately the cry goes up about the German "baby killers" and the frightfulness in general. Bitter remarks are not wanting in the press, as well as by private individuals, and the German practise is decried quite properly in most violent as well as abusive language. The thought seems to be uppermost in the mind of every lay individual that there is no military reason for bombing open and unde-

it does not bring a military advantage. What the lay critics seem to leave out from their reflections entirely is this: If the English or the French were positive that the Germans would not or could not bombard their cities, they would not have to keep hundreds or thousands of aeroplanes inland for defensive purposes, and these aeroplanes could then be used to the greatest advantage at the front. In other words, by sending, say a dozen, bombing machines over London, Germany effectively ties up several hundred English aeroplanes inland, which then obviously

Naturally this would constitute a great aerial supremacy by the Allies, which the Germans are striving hard to avoid. If we were in the same position, we would be forced to do exactly the same thing, but of course not as ruthlessly as is practised by the Boche aviators. It is safe to say, therefore, that with less than one-tenth per cent of the total German aeroplanes, this small percentage locks up as high as twenty-five per cent of the available Allied aeroplanes away from the front. This brings us to our own shores. At the present time America is making a su-

preme effort to ship thousands of aeroplanes to Europe. The ocean lies between us, and we are in a way comparatively safe from aerial attack now.

The German military command, however, cannot view the situation but with great alarm, and in self-protection it will be necessary for them to lock up a vast amount of American aeroplanes on our own shores, if the trick can be done. In other words, the Germans will try desperately to prevent us from shipping all of our aeroplanes to Europe, and they will stop at nothing to gain their end. Blowing up factories and munition plants in America by their agents will not help them much, and they will not be able to torpedo but a very small percentage of ships carrying over these aeroplanes. What simpler remedy then is there for their problem than to bombard occasionally, say, New York, Boston or Philadelphia, thereby practically forcing us to keep at home a vast fleet of aeroplanes. This is the military aspect of it and for this reason it would be suicide in allowing ourselves to live in a fool's paradise. We should always remember that we are facing a formidable enemy who stops at nothing to gain his end, and who has the resources and the brains to often accomplish the impossible. Witness the 76-mile gun which was so preposterous a few months ago. Witness the "Flying tank,"—an armored battle-plane,—which has just made its appearance over the Allied lines to our great discomfiture. To the writer's mind, who does not desire to be an alarmist, there is but little doubt that some of our American coast cities are in for an aerial raid. But how can it be accomplished?

Zeppelins may safely be left out of consideration. These huge aerial sausages have already been eliminated by the British as well as the French, and they do not venture very often over our Allies' lands of late. They are too vulnerable, offer too big a target, and are easily shot down by anti-aircraft guns, as well as by attacking aeroplanes. There seems then little possibility of a Zeppelin making its way over the Atlantic at the present time of writing. Even in peace times it is questionable if a Zeppelin could cross the ocean at the present development of the craft. The tremendous weight of the fuel alone is against such an undertaking, let alone carrying bombs, adverse atmospheric conditions, etc. This leaves the aeroplane.

While it seems quite possible, and as a matter of fact very probable, that the Atlantic will be crossed by an aeroplane very shortly, we do not think that the Germans lying so far inland will try to make a flight across the entire breadth of the Atlantic ocean at this time. The great weight of the necessary fuel would be against such an exploit, and would seriously handicap the carrying of the necessary bombs as well. But we have of late been reading that the Germans have built super-submarines from five to ten thousand tons, and we understand that some of these have actually been launched. We know that submarines can readily cross the ocean, as has been proven by the *Deutschland* as well as by our own submarines, which have frequently crossed not only the Atlantic Ocean, but the Pacific as well. If the Germans have a 10,000-ton submarine, it will be a very simple matter to stow away in the hold of such a submersible anywhere from three to five "knocked-down" aeroplanes, and which can be readily assembled within a few hours' time on a temporary platform on top of the submarine.

This problem offers no technical difficulties whatsoever. As a matter of fact, it has been declared as eminently feasible by many authorities. A submarine as large as ten thousand tons has quite a breadth, and is of course of great length. A light steel

or wood platform can be readily put in place within a few hours' time, and then the crew will find but little difficulty in assembling the aeroplane and launching it from this platform. Our front cover shows the idea better than words, and we are leaving the details to the reader's imagination. We again wish to point out that it will be a comparatively simple matter for the Germans to do this. If the attempt is made the Huns will probably send over a number of submarines, several of them being used to carry aeroplanes only, the others to act as a sort of guard to ward off hostile vessels, etc. The attack will most likely be made at sunset when the air is usually calm, and when the submarines will stand

THE AUGUST "E. E."

Among one hundred other timely articles to appear in the August issue are the following, which cover the fields of Electricity, Radio, Physics, Experimental Chemistry and Astronomy:

"An Aerial Mono-Rail Flyer of the Future"—It flies along on a single steel cable at 200 miles an hour. A dream of to-morrow, based on facts of to-day.

Recent Developments in New York's subway system.

A Page of Electrical Summer-time Comforts.

Diamonds and Rubies Made to Order—A tale of the Electric Furnace Coupled to Modern Industry, by George Holmes.

The Spectroscope and How to Build One—written by an expert for beginners in the art of spectroscopy. "Developments in Telephotography," by L. J. Leishman.

A Water Jet Blast Apparatus, by Prof. Herbert E. Metcalf.

New Radio graph chart which solves all calculations in wave-length, inductance and capacity, by E. M. Tingley.

"Gaseous Nebulae"—Part II of Popular Astronomy, by Isabel M. Lewis.

The Phenomena of Electrical Conduction in Gases. Part IV Why Ions Disappear, by Rogers D. Rusk, M. A.

The Design and Use of the Wave-meter—Part IV, by Morton W. Sterns.

Kenotron Rectifiers Stop Smoke. Harmonics—Part II, by Prof. F. E. Austin.

the least chance of being detected. It should be remembered that a submarine lies very low and is practically unseen by another boat at a distance of five miles. As far as New York is concerned, or for that matter any of our coast cities, none of them are as well protected geographically as Paris or London, and there would be practically no warning of an impending raid. Suppose that the German submarine carrying the aeroplanes was lying fifteen or twenty-five miles away from New York. Then it would only take the bombing aeroplane from ten to fifteen minutes to reach the city, and the chances of discovery would be very small for the submarine. In all probability a city, as for instance New York, would prove easy prey for the raiders. And what a target New York offers!

When Blücher was standing on the London Tower looking over the vast city he exclaimed: "What plunder!" A German aviator flying over New York would exclaim: "What an opportunity for ruthlessness!" There are hundreds of targets here that would prove almost impossible to miss for the attacking aeroplanes; New York even at night lends itself extraordinarily well towards such an exploit. If you have ever stood on a tall building and looked over New York on a dark night, you will have found that it is never absolutely dark, the two rivers always providing a certain illumination, and the attacking aviator would find it difficult to miss his objects. There are, first of all, the hundreds of docks, the bridges across the East River, the railroad stations and numerous other points so large that a skilled aviator simply could not fail to hit his objectives when flying low. And we have no aerial defenses at the present time worth speaking about. We have heard about anti-aircraft guns being emplaced, but we have seen none so far. We have not a large defending aeroplane fleet as yet, and unless we organize one soon, we will be practically helpless against an aerial invasion. One remedy lies of course in having defending aeroplanes stationed about Long Island, who could give battle to the invaders as soon as they are sighted. This we consider of paramount importance, and we will in time no doubt have such a defense. It certainly is urgently needed.

It goes without saying that after the enemy aviator has accomplished his dastardly mission of bombing New York, it would be rather a difficult matter for him to get back to his submarine; nor is this at all necessary. If an aviator were chosen who could speak English well and who had been in America before, by means of his map, he could readily land his machine during the evening in a lonely spot on Long Island or somewhere up State where there exist large stretches of uninhabited land and where there are no houses or farms for miles. If he brought his machine down, which could be readily accomplished by volplaning down, he could make a practically noiseless descent. Then, if he wore civilian clothes, it would be a ridiculously simple matter for him to lose himself in one of the nearby cities. Of course this would necessitate abandoning his aeroplane, which, however, in an undertaking of this sort is a small matter. The Germans know very well that in a mission of this sort they must expect material losses as well as losses of life.

That some people do not consider an aerial bombardment of New York impossible, is best proven by the fact that any insurance man will tell you that millions of insurance has been taken out in New York recently against aerial bombardment. Nearly all of the large downtown buildings are carrying bombardment insurance at present.

The writer desires to advance an idea here, which, while it may not be an all-cure, might certainly prove to be an important factor if a raid is ever planned upon our cities.

His idea is to throw a cordon of sensitive submerged microphone buoys about the port of New York, our illustration showing the idea graphically. Anchored buoys, one or two miles apart, each containing a sensitive transmitter, are disposed in a half-circle off the shores of Long Island over a radius of say fifty or more miles; each buoy to be connected by cable to a central station which might be the Brooklyn Navy Yard. Three to five hundred of such buoys would effectively help us to listen in for submarines at the cen-

(Continued on page 192)


The Story of A Pound of Coal

Explaining the enormous losses occurring when a pound of coal is burned under a boiler, the steam generated used to run a steam engine, and this in turn caused to drive a dynamo supplying electricity for lighting

D ID you ever stop to consider how much of the energy present in a pound of coal is actually converted into electrical energy, even in the best power plants of to-day? In a few words it is this—that out of every pound of coal burned in a steam boiler in an electric power station we only succeed

ods, beyond the shadow of a doubt. Several well-known inventors have ventured to design a different type of apparatus for developing electrical energy direct from coal, but so far no commercially successful method has been perfected. Even Edison has tried his hand at perfecting such a machine, but so far we have not advanced beyond the

perature of 1 pound of pure water 1 degree Fahrenheit, at or near its maximum density, 39.1 degrees Fahrenheit. One B. T. U. is also equivalent to 778 foot pounds of energy; or 1 B. T. U. per hour = .000293 kilowatt-hour; also 1000 B. T. U. per hour = .293 K.W. hour). Having this quantity in mind the per cent loss in each apparatus



Copyright by E. P. Co., 1918

in converting about *one-half of one per cent* of the total energy in that pound of coal into radiant light! The average person believes that in this so-called "electrical age" we have reached well-nigh perfection, but the above figure illustrates vividly that the electrical and steam engineers have many problems yet in front of them before anything like real efficiency is attained in converting the energy in coal to *electrical light*, or for that matter into *electrical energy* with which to feed the lamps and other apparatus. For the largest and most highly developed steam-electric plants of to-day do not realize an over-all efficiency of much above *ten per cent*.

This figure of ten per cent represents the ratio between the coal burned in the boilers and the current delivered by the dynamos to the bus-bars, and shows that what most persons believe to be a wonderful and highly efficient electric power generating station is really throwing away about 90 per cent of the energy in the coal it buys. A modern water-power electric generating station may show a gross efficiency of as high as 56 per cent; therefore there is something radically wrong with our coal-burning meth-

well-known boiler and fire-box stage in our commercial utilization of the energy in coal. Therefore it is of interest to study this important subject a little and to find out where this enormous loss takes place. The accompanying illustrations show in a graphic manner just where these losses occur in each part of the system of a modern steam-electric plant. The various losses and efficiencies are taken from a report made in the transactions of the *American Institute of Electrical Engineers* by a well-known electrical engineer, Mr. H. G. Stott, and represent the efficiency of a large steam-electric plant. Some of the large present-day plants of this type obtain a slightly higher over-all efficiency than the one here cited. For instance, the Interboro Rapid Transit Company's plant in New York City showing a gross efficiency between coal burned and electricity developed, of about 12 per cent. Let us now resume the discussion of the present steam-electric plant here illustrated. In looking at the illustration from right to left, keep in mind the energy in a pound of coal at the start, *viz.*, 14,150 B. T. U. (British thermal units). One B. T. U. is the amount of heat required to raise the tem-

perature of 1 pound of pure water 1 degree Fahrenheit, at or near its maximum density, 39.1 degrees Fahrenheit. One B. T. U. is also equivalent to 778 foot pounds of energy; or 1 B. T. U. per hour = .000293 kilowatt-hour; also 1000 B. T. U. per hour = .293 K.W. hour). Having this quantity in mind the per cent loss in each apparatus is readily judged as we progress from right to left or reference to the following table prepared by Mr. Stott gives these percentages directly. Thus we see where the energy in the pound of coal goes to before it finally reaches the switch-board bus-bars. In other words, starting with 100 per cent of energy in the coal when placed in the fire-box, we eventually throw away nearly 90 per cent of this energy, or to be exact 89.7 per cent, and deliver to the electrical system only 10.3 per cent of the power we started with, when we lighted the fire in the boiler. If we operate electric motors from this electrical energy we fare quite well, as the motor has an efficiency of from 80 to 90 per cent or more, depending upon the size. That is, the motor converts say 90 per cent of the electrical energy put into it into mechanical power at the pulley. But in converting the electrical energy into radiant light we find that the most efficient of all incandescent filament lamps—the tungsten lamp—only realizes about 5 per cent efficiency, and requires about 1 watt per candle. (Continued on page 198)

CUTTING 260 LAYERS OF CLOTH AT ONCE.

The garment cutting department of the Atlantic division of the Red Cross has its own little trials. Its particular job is to supply with garments cut out and assembled all the Red Cross chapters in New Jersey, New York and Connecticut as fast as those chapters send in calls for materials. And that is no easy task.

The amount of work required to keep up with the demand is enormous. Recently, in one week, more than 65,000 yards of material were cut into 1,600 dozen garments. To accomplish this the Red Cross has turned itself into a factory, and highly trained workers manipulating the most efficient kinds of machines make that output possible.

Between the work-room partitions are tables ninety feet long, over which on trolleys suspended from the ceiling run various electric machines. One of them is for spreading the material, one for making stencils as long as the table and another for actual cutting.

This last has to be guided with tireless care. It is fitted with a revolving knife razor so sharp that it will cut thru 260 layers of heavy material as easily as thru one. A single slip, therefore, on the worker's part, an instant's inattention, would be a costly thing.


The stenciling machines, which have little wheels with red hot points for burning holes in paper, are time savers. In order that there shall be the least possible waste of material the patterns have to be fitted into each other with the intricacy of a clever picture puzzle. To do this down the length of a ninety foot table takes an expert worker over four hours, where once a stencil has been cut an untrained person can mark the same amount of material in fifteen minutes.

The department, which has been in operation only a short time, has until lately con-

fining itself to cutting hospital garments. Recently for the first time it undertook refugee garments as well. After devoting its energies exclusively to these for six

ELECTRIC STREET INDICATOR FOR TROLLEYS.

Possibly there is no other invention in the realm of electro-mechanics that has received



Ever Listen In Wonder to the Jargon Handed Out by Some of Our Trolley Conductors and Go About Six Blocks Past Your Street? This New Electric Street Indicator Promises to Solve All These Troubles.

days, it had on hand a sufficient stock of garments of nineteen varieties and forty-seven sizes to meet any orders which the chapters may send in.

MECHANICAL EQUIVALENT OF LIGHT.

A mathematical equation has been obtained by the U. S. Bureau of Standards for the visibility curve of the average eye. This equation was combined with Planck's equation of spectral radiation of a black body. Using the radiation constants of a black body and its brightness at various temperatures, it was possible to obtain the luminous equivalent of radiation or the so-called mechanical equivalent of light.

Independent checks of this constant were obtained by measurements upon an incandescent lamp of known candle-power, using a special physical photometer. The data obtained by various methods indicate that the mechanical equivalent of light is of the order of 1 lumen = 0.0016 watt of luminous flux of maximum visibility, or 1 watt = 49 candles.

These data are of much use to-day.

so much attention from inventors in the past ten years as that involving some form of street and station indicator adapted for use on trolley or interurban railway cars. Altho hundreds of such schemes, including everything from wonderful talking machine arrangements up to constantly changing signs, seem to have been thought of by the conscientious inventors striving to solve the problem, but very few of these automatic street announcer schemes have been tried out and few, if any, have found favor with the trolley and railway concerns at all, so it seems.

However, the accompanying patented arrangement recently perfected by Mr. John O. Lough seems to have considerable merit. The invention comprises a suitable enclosure cabinet, inside of which there is supported a revolving drum on the periphery of which there are suspended pivotally a large number of signs, each of which is labeled progressively with the street numbers for a given car route. Just after passing each street an auxiliary electric circuit is closed which operates an electro-magnet placed within the announcer cabinet, this magnet actuating a set of pawls arranged in the manner shown in the drawing herewith. At each impulse of the electro-magnet and pawl system, the drum carrying the various street signs is moved around a short distance, just sufficient to bring the next street sign in position before the opening in the cabinet. An electric bell can be arranged to signal each change of the announcer so that passengers will pay proper attention to the device, altho once it is installed a short time, patrons will soon become accustomed to it. We believe Mr. Lough deserves a vote of thanks from a long suffering public, as all that we can hope to learn concerning the name of the next street announced at present is a conglomeration of vowels and consonants that sounds like—BLLWXY!?X.

"Violet rays," i.e., the discharge which takes place in a vacuum when the bulb in question is connected to a high frequency coil, can be deflected by means of an electro-magnet.



The Cutting Division of the Red Cross Does Its Work by Electrical Machinery. After the Pattern of the Garment Is Stencilled Many Thicknesses of Cloth Are Cut at Once with Motor-Driven Cutters of the Type Here Shown.



An Electric "Movie" for Show-Windows

A new type of moving picture machine for office, convention and show window has been brought out by a New York concern. This machine displays pictures which can be readily seen in broad daylight, as well as by night. Its operation is entirely automatic in all its functions. After the reel is projected it is automatically rewind and then displayed again, so that after the machine

and in the opposite direction for rewinding. A 250-watt Mazda stereopticon lamp, with

All parts of the machine are made from an aluminum composition, so that it weighs but thirty-five pounds. There is a dust-proof and soundproof cover provided which acts as a carrier for the machine, as well as a cover.

The moving picture projector is placed about a foot from the miniature theater so that the light enters an aperture in the base;



At Last—a Real Practical Show-Window "Movie" Machine. It Can be Set In Any Show-Window and Works Entirely Automatically. It Is Operated by an Electric Motor. It Uses Non-Inflammable Films Up to 500 Feet in Length. The Lamp Used is a 250 Watt Incandescent Type. It Rewinds the Film Automatically. Center Photo Shows "Movie" as it Appears to the Sidewalk Audience.

is arranged and started it will continuously operate for an indefinite period without any further attention.

The outfit consists of two separate parts, the moving picture machine and miniature theater in which the pictures are displayed. The moving picture machine is operated by a standard type universal motor, which will operate on either direct or alternating current. Two horizontal discs carry the film which passes in one direction for projection

concentrated filament, furnishes the light, which is automatically extinguished when the machine stops and during the process of rewinding.

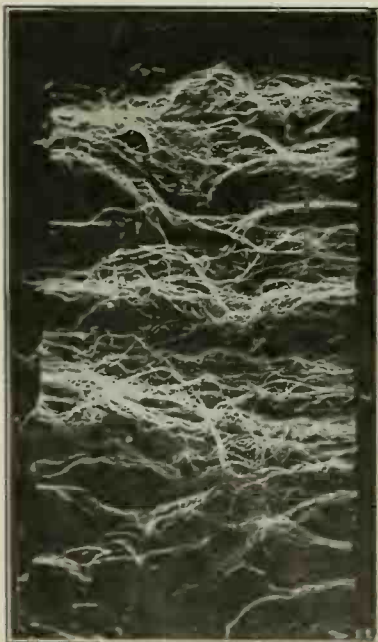
The machine is equip with two automatic safety switches, which are provided for in case the film breaks, in which event the machine stops and the light goes out, if this occurs while projecting; in case it happens while rewinding, the machine simply stops, the light being out.

here it strikes a mirror set at an angle of 45 degrees, and is reflected upwards onto a screen, set on what would be termed a stage. Another 45-degree mirror reflects an image of the screen, making the picture appear to the audience to come from a screen on the rear wall of the theater.

Standard non-inflammable films in lengths of 50 to 500 feet can be exhibited. The outfit draws 2½ amperes and is approved by the National Board of Fire Underwriters.

THOSE "ODD" ELECTRICAL PHOTOS.

The accompanying photo shows a really novel electrical effect—the kind we are after and stand ready to pay \$1.00 cash



No, Oswald, This Is Not a Banana Spider's Web, Nor Sister's Knitting Wool Being Disentangled—It's Just a "Good" Photo of an 18-Inch Spark "Ladder." We Want More Such Photos!!!

each for. Say, readers, we really wonder if you have ever read the notice published on the title page of the "Question Box" in every issue for the past six months. This notice to all readers, whether regular subscribers or not, says that \$1.00 will be paid for any photo we can use—but they should be "odd ones," like that below.

Now, readers, and there are several hundred thousand of you, for the love of Horse-thief Pete, get out that kodak or plate camera. Dust her off and go shooting for that "odd photo." We know it's there, but as we can't travel all over the United States and thru foreign climes to ferret out these interesting subjects, we put it up to you to get these photographs for us.

The present photo is a beautiful one and it shows the "ladder sparks" produced by the amateur photographer—Mr. Kenneth Strickfaden's—eighteen-inch spark coil in full activity. Mr. Strickfaden took this fine photo, the original being of ordinary pocket kodak size, or 3¼ by 5¼ inches.


WASHINGTON STATE COLLEGE TO HAVE SIGNAL CLASSES.

Washington State College, Pullman, Wash., will heed the call of the government for 15,000 trained men for the signal corps and will attempt to provide between 50 and 100 men qualified for this service in as short a space of time as is possible. Classes in signal corps work will be started immediately. Training will be given in the international wireless code, a speed of 20 words a minute in sending or receiving being required before the completion of the course. The code to be taught is used thruout the signal corps service in wireless, wigwag and buzzer signaling.

The United States Government buys about 2,000,000 incandescent globes yearly.

LIGHTING THE AUTO RADIATOR FLAG.

An electric lamp for illuminating a radiator flag, which may also be used as a portable inspection lamp, has been developed by a New York concern. The outfit includes a silk flag, a silver-plated parabolic reflector and a rubber-finished rolled steel bracket. It can be operated at small cost from the automobile lighting and starting battery. Where no storage battery is available, dry cells can be used.



To be Up-to-date You Must Have an Illuminated, Waving Flag on Your Auto. It Takes Current From the Car Battery or Dry Cells.

GREAT WASTE OF HYDRO-ELECTRIC ENERGY.

Enough hydro-electric energy is running to waste to equal the daily labor of 1,800,000,000 men or thirty times our adult population, according to Secretary of Interior Franklin K. Lane.

Milestones in the Life of Thomas A. Edison

THOMAS A. EDISON, leader in American scientific thought, has accomplished so many wonders in his lifetime that to enumerate them would seem to require a lengthy article, but the following tabloid outline of the scientific milestones in his wonderful career give a succinct and comprehensive survey of his activities. This paper was presented before a meeting of the San Francisco Development League by Frank D. Fagan.

1847.
Born February 11th, at Milan, Ohio.

1857.
Started chemical laboratory in cellar of his home.

1859.
Became newsboy and "candy butcher" on trains of Grand Trunk Railway, running between Port Huron and Detroit.

1862.
Printed and published a newspaper, *The Weekly Herald*, on the train. The first newspaper ever printed on a moving train.

1862.
Saved from death young son of J. U. Mackenzie, station agent of Mount Clemens, Mich. In gratitude, the father taught Edison telegraphy.

1863.
Spent nearly five arduous years as a telegraph operator in various cities of the Central Western States, always studying and experimenting to improve the apparatus.

1868.
Entered office of Western Union in Boston as operator.

1868.
Made his first patent invention, electrical vote recorder. The application for patent was signed October 11, 1868.

NEW MONUMENT MARKS PLACE WHERE TELEPHONE WAS CONCEIVED.

Dr. Alexander Graham Bell, inventor of the telephone, tells us that Brantford, Ontario, Canada, is right in claiming the invention of the telephone. The invention, according to Dr. Bell, was conceived in Brantford in 1874, forty-four years ago, and born in Boston in 1875. Dr. Bell was present at the unveiling ceremony as well as leading telephone men from the United States and Canada. The great achievement of the telephone invention by Prof. Bell has thus been commemorated by the erection of a magnificent granite and bronze memorial, which is located in one of the city's parks.



It was at Brantford, Ontario, That the Telephone Was Conceived by Alexander Graham Bell. This Beautiful Monument Now Commemorates the Achievement.

1869.
Landed in New York City from Boston boat, poor and in debt. Shortly afterward, while looking for work, was in operating room of Gold & Stock Telegraph Company when apparatus broke down. No one but Edison could fix it, and he was given job as superintendent at \$300 a month.

1870.
Received his first money for inventions, the stock ticker. \$40,000. Opened manufacturing shop in Newark, where he made stock tickers, etc.

1871.
Assisted Sholes, the inventor of the typewriter, to make the first successful working model.

1872 to 1876.
Worked on and completed many inventions, including motograph, automatic telegraph systems, duplex, quadruplex, sextuplex systems.

1876 to 1877.
Invented the carbon telephone transmitter, which made telephony a commercial art, and which was combined in 1914 with his later invention, the phonograph, to form the telescribe.

1877.
Invented the phonograph. Patent was issued by United States Patent Office within two months after application, without a single reference.

1879.
Invented incandescent electric lamp. The invention was perfected October 21, 1879, on which day the first lamp embodying the principles of the modern incandescent lamp was put in circuit and maintained its incan-

descence for over 40 hours.

1879.
Invented radical improvements in construction of dynamo-electric machines, making them suitable for generators for



A Recent Photo of America's Foremost Electrical Scientist, Thomas A. Edison, Who is Working for the Government on New Inventions of Great Importance.

systems of distribution of current for light, heat and power.

1881.
Established first commercial incandescent lamp factory at Harrison, N. J.

1880 to 1882.
Invented and installed life-sized electric railway for freight and passengers at Menlo Park, N. J.

1882.
September 4, commenced operation of first commercial central station in New York City for distribution of electric current for light, power and heat.

1891.
Invented the motion picture camera. By the invention of this mechanism, with the continuous tape-like film originated by Edison, it became possible to take and reproduce motion pictures as we have them at this day.

1900 to 1910.
This period covers the work resulting in the invention of the Edison Alkaline Storage Battery, and its commercial introduction.

1914.
Edison, being the largest individual user in the United States of carbolic acid (for making phonograph records), found himself in danger of being compelled to close his factory by reason of the embargo placed on exportation by England and Germany, the sources of supply, carbolic acid being used in making explosives. Edison devised a plan for making carbolic acid synthetically, set gangs of men working 24 hours a day to build a plant, and on the 18th day was making the acid. Within four weeks plant could turn out a ton a day.

1914.
On the night of December 9th, Edison's
(Continued on page 194)

Peeling Tomatoes by Electricity and Reclaiming Waste

In the operation of canning tomatoes and other vegetables it has hitherto been practically impossible to remove the skins without first heating or partially cooking. However, a down-East genius, one William H.

conductor and is thoroly connected to earth. The number of alternations of the usual commercial circuit are 60 per second and

be used, but that illustrated is perfectly capable of carrying out the process.

While this process is primarily designed to be used for tomatoes, it is capable of being used with any fruits or vegetables with thin, non-conducting skins, as plums, apples, peaches, corn, etc. The body of the tomato is not affected by the current used.

But most important of all, a recent bulletin of the U. S. Department of Agriculture brings the fact that vast quantities of tomato refuse accumulating each year at tomato-pulping factories can be reduced to two products—viz., fixt oil and meal—both of which may be made commercially useful. The oil from the seeds is suitable for use as an edible oil or as a soap oil, and by proper treatment can be made useful as a drying oil for paint and varnish. The meal has valuable qualities as stock feed. The department urges the establishment of reducing plants and the adoption of a co-operative plan of manufacture in the regions where tomatoes are extensively used to make catsups and soups, the seeds and skins being at present discarded as useless. The utilization of tomato wastes seems to have made much more progress in Italy than elsewhere.

A TROPICAL LINE PARTY.

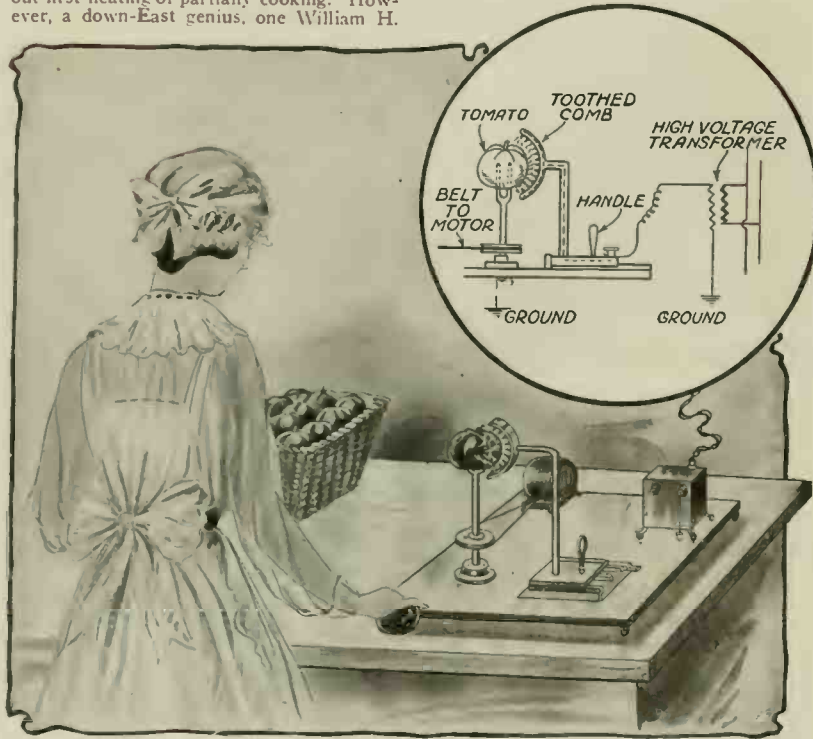
Seeing in the December issue a photo of a telegraph line party in the far North, I thought that a photo of a line party in the tropics might be of sufficient interest to send to you.

The boys shown in the picture are recruited from their native villages in the Territory of Papua, and sign to work for the Government for three years at the rate of 10 shillings per month and found (\$2.50), and are placed under the charge of a white lineman who instructs them in the various arts of "slinging lines"; from there they pass to fitting instruments, locating faults, etc.

After the three years are up they are sent back to their homes for a spell and, should they desire they sign again for three years, this time as operators, their wages being raised to 15 shillings a month and found.

The telephone exchange is a magneto service of a hundred lines, with several long-distance lines to plantations, the longest being 34 miles from Port Moresby.

The boys (Meros) are taught English at the Mission school during their second term; otherwise to ask for, say call 26, would sound something like this—"Rua-Huey—Toura Toi.—JOHN J. BOILEAU.



The Tomato Promises to Be One of the Leading Factors in Food Conservation. This Electric Peeler Removes Their Skins Quickly and Government Experts Have Found a Use for All Skins and Pulpings.

Chapman, of Portland, Maine, has found that if the skin of the tomato is punctured by electric sparks sufficiently near together, the effect will be to form small holes in the skin which loosen it from the pulp, so that it may be readily peeled or stript off. He has obtained a U. S. patent on the scheme. The heat from the spark apparently has the effect, besides puncturing holes in the skin, to expand the air inside of the skin where the spark passes thru and so detach the skin from the pulp.

A comb conductor charged with a high voltage alternating electricity is located adjacent to the tomato and the apparatus is so formed and manipulated that all portions of the skin are presented to the discharging points.

In the apparatus illustrated for carrying out the process in a simple manner, the tomato is stuck on a forked support or spindle, journaled in the base of the device and slowly rotated by a suitable pulley and belt connected with an electric motor.

As here shown, the comb is connected with an alternating current line with a commercial current of 110 volts connected with the primary of a transformer. Thru the transformer, the voltage is raised to about 12,000 volts, capable of producing a spark of nearly one-half inch in length. The connection from the conductor to the transformer is made thru the carriage by means of a wire. A handle is provided for sliding the carriage back and forth to the tomato being operated upon. The holder on which the tomato is held is formed of metal or other

the sparks will be emitted from each of the points substantially at this rate. The tomato may thus be rotated with considerable speed and the skin will be thoroly perforated with holes. In applying this process to a canning factory, much more elaborate and rapid acting mechanism would



A Tropical Telephone Wiring Party, Composed of Native Boys, Who Work Three Years for Their Government At the Rate of \$2.50 Per Month!

Make Way for the Lady Engineers

IT'S just a bit difficult to say who the first lady engineer was. The number of women—other than typists, stenographers and clerks—employed in the engineering department of one of the largest electrical manufacturing companies has been gradually increasing in the past four years. Most of these young women who have entered the realm of real, applied engineering were college graduates to whom school teaching was evidently not the one and only resort. All of them were at first assigned to one group. Requests for translating, reference work and computations were made on this group. Later, when the telephone transmission branch started talking in terms of *impedance* instead of *resistance*, and doing other queer things, the demand for computresses in that particular branch became so great that several girls were definitely assigned to transmission work as calculators. From this beginning it was easy enough to present the girls to the various measuring devices.

Girls were tried at the calling end of telephone transmission tests, but the voice strain was found to be too great, so now their activities in this particular field are limited to listening—listening to nursery rhymes and the like for hours upon hours!

In addition to computing and making electrical measurements and transmission tests, girls are also employed on drafting and on follow-up work on jobs placed in the Model Shop.

The other laboratories of this electric company were quick to realize the value of women for certain kinds of work, so they, too, began to cast around for suitable representatives of the female of the species. In the Physical Laboratory the experimental work on telephone switch-board lamps and on filaments in general required deft fingers as well as agile brains. Here, then, was an opportunity not only for girls with some technical training, but

also for those with skill in light manufacturing processes. Thus we see the entrance of girls into the realm of the breakdown

demand in the Physical Laboratory as anywhere else—so the demand for mathematicians went up a few notches more.



Who Said the Women do Not Take Up Such Studies as Electrical Engineering? They're All Wrong, for Here is Evidence to Show That Women Are Holding Their Own in a Large Research Laboratory.

test, the life test, the humidity test, and dozens of other important and exacting tests.

Of course, calculators are as much in

Recently there has been a great demand for special condensers and fuses which, for various reasons, must be manufactured under laboratory conditions. This work does not of necessity call for operatives with more than average education, but it does mean the presence in the laboratory of a fairly large number of women. If any of them show special aptitude or inclination, it is a fairly easy problem to acquaint them with the workings of the simpler measuring devices and to instruct them in the making of various mechanical tests on apparatus. It has been found that women have a distinct aptitude for mathematical and engineering processes. They operate Wheatstone bridges, planimeters and slide rules with speed and precision.—*Photos Western Electric Co.*

ELECTRIC ORANGES.

Prof. J. A. Fleming, in a lecture at the Royal Institution, London, England, to a juvenile audience, said that not many boys and girls knew that when they cut an orange with a steel knife and a silver fork a current of electricity past thru their hands. The acid in the orange acted on the steel, and the orange acted as a voltaic cell.

X-RAY DETECTS TUBERCULOSIS.

Electricity is playing an ever increasing part in the examination of troops for medical defects. The X-ray has been employed recently in determining whether certain New York troops have tuberculosis. Of the first 600 men examined by this means twenty-two were found to be so infected as to disqualify them for military service.




Here Again We Have the Women Technicians in the Chemical Laboratory of One of the Largest Electrical Concerns. As the War Goes on We May Expect to See More and More Women in Engineering Lines.

An American Ace

AN unprecedented triumph! And rightfully may it be said so, for with a smack of the old melodrama, Biff! Bang! of shot and shell this truly patriotic war play has arrived into its own.

with a crash and a bang buildings tumble down and with all the debris and plaster flying around, it might well be best to bring your own "dugout" and gas helmet with you.



It's Hard to Tell the Imitation Soldier from the Real One These Days, Especially When the Signal Corps Members of "An American Ace," a Recent Stage Success, Start Acting.

The play is centered about a number of thrilling scenic effects of which probably the most realistic is that where our boys go "over the top."

The story of the play is somewhat slow in action in the first part and this could stand a little speeding up. It is not until the second act that it really struck its stride and after that the action was fast and exciting.

James L. Crane was a thru and thru "pacifist" in the first part until, the wavering spark of patriotism answered the call and from then on he was out to get the "Hun."

Somewhere on the battleline the Germans abandon a Belgian village, leaving behind them desolation, destruction and two spies "He" and "She" to communicate information that will enable them (the Germans) to "gas" the Americans without warning.

The Americans arrive and take the village but are rather suspicious of the two spies and when the man is seen telephoning information to the enemy by a little "Belgian Miss," the heroine, the female spy gives an alarm so as to ward off suspicion from herself and incidentally enable her to carry on the nefarious work. The hero, who is now an "American Ace," naturally falls in love with the "little Miss" and a quaint courtship is interwoven amidst all the cannons' roar.

The villainess eventually meets her Waterloo and the final scene shows the lovers united in each others' arms atop a church tower, while down below the Americans are driving back the "Boches" with fixt bayonets.

Chief amongst the thrillers is an exciting battle in the clouds when the "American Ace" goes up and downs three German planes. So realistically is this scene arranged that the spectators imagine themselves up in another plane looking on at the duels taking place. Another tense moment comes when the German planes bomb the town with aerial torpedoes, when

It is quite interesting to note the faithful military atmosphere that is truthfully kept, especially when the American boys take the town. Entering in a dignified and business-like manner they proceed to lay out plans, while the "Signal Corps" troops establish their lines of communication, switchboards, etc. A close-up view herewith shows the general staff and the chief officer issuing orders for the strengthening of various portions of the lines.

The true fire-works commence when the boys go "over the top;" then Cain lets loose and by the amount of deafening reports it sounds like the Great Spring Drive transplanted to the United States. To your "dugouts," boys, when this big thrill comes off!! Nevertheless the audience took it in great shape and it was greeted with a storm of applause.

All of the members of the cast did well and special mention might be made of the excellent hero rôle as played by Mr. Crane, the equally admirable heroine, Miss Marion Coakley, who with her sweetness and charm is a "comer"; Miss Sue MacNamany was a charming villainess.—George Holmes.

An electric magnet weighing only seven pounds that will lift fifteen times its own weight has recently been invented. It is intended for use in machine shops.

THE NEW YORK MEETING OF THE A. I. E. E.

The April meeting of the American Institute of Electrical Engineers was held on the evening of April twelfth and was attended by a large number of the engineering fraternity, amongst whom were several prominent persons, including many members in uniform who are doing their all for the U. S. A.


Two important papers were presented: "A physical Conception of the Operation of the Single-Phase Induction Motor," by B. G. Lamme, and "No-Load Conditions of Single-Phase Induction Motors and Phase Converters," by R. E. Hellmund.

Mr. Lamme read his own paper, which covered a new method of studying the actions of a single-phase induction motor, a method which he had found to be very convenient from an educational standpoint.

Starting with the assumption that a single-phase alternating magnetic field may be considered as being made up of two constant fields, each of half the peak value of the single-phase field and rotating at uniform speed in opposite directions, then if the single-phase flux distribution is of sine shape and varies sinusoidally in value, it may be replaced, or represented, by two sine-shaped fields of constant value rotating in opposite directions.

The full load conditions are next considered. A comparison is made between a two-motor unit, consisting of two similar poly-phase motors coupled together and connected for opposite rotation, and the straight single-phase induction motor. Several diagrams were shown, as well as some interesting curve charts. The paper contained a considerable amount of test data, which served to illustrate the principles and actions described in the paper.

Mr. Hellmund was unable to attend, much to the regret of those present, and his paper was read by Mr. A. M. Dudley. The paper showed methods and derived formulas for the determination of the fields, the stator and rotor magnetizing currents, and the tertiary voltages for phase-converters and single-phase induction motors at no-load. The treatment of the subject is uniformly based on fundamental laws. A number of different considerations are used for the various cases illustrated to assist in the solution of the problems; however, all are based on simple facts.



"Don't Be Impatient, Bill, You're Going to Feel It."
—Ireland in the Columbus Dispatch.

A New Electric Recording Compass


By EUGENE STAEGEMANN, Assoc. A. I. E. E.,—Prof. of Mathematics and Mechanics, Vocational High School, New Britain, Conn.

THE new electric-recording compass device, here illustrated, is one which nautical experts have proclaimed to be a great advancement in maritime appliances. This electric Recording Compass was invented by Dr. C. L. Jaeger of Mahwah, N. J.

to supply vessels with a device which would record a permanent record of the entire route covered, to the fact that the Nautilus, Jules Verne's master creation in "Twenty Thousand Leagues Under the Sea," had every conceivable type of apparatus and appliance aboard except a recording com-

model suitable only for descriptive purposes was completed.

A trial cruise was made from New York to Jamaica Island on board the S. S. Amelia, during which the instrument faithfully executed all the claims of its inventor. Captain Jamison in command of the ves-



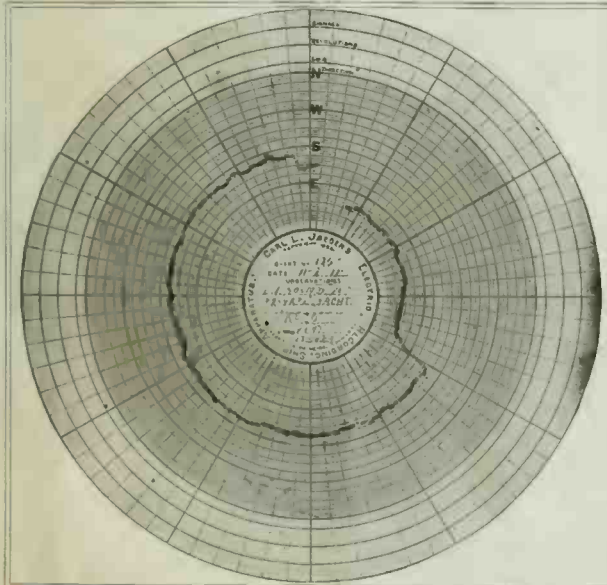
Three Views of the Jaeger Electric Recording Compass, a Number of Which Are Being Built for the Navy Department. At Left—The Recording Compass With Dial Removed; At Center—Compass Complete With Spark Recorder and Chart; Right—Electrical Instruments Used With Recording Compass.

Dr. Jaeger began his first series of experiments on his recording compass about 1885, in the days when the electrical experts of the world were classified in two ways—those who knew Ohm's Law and those who didn't. He jokingly attributes his endeavor

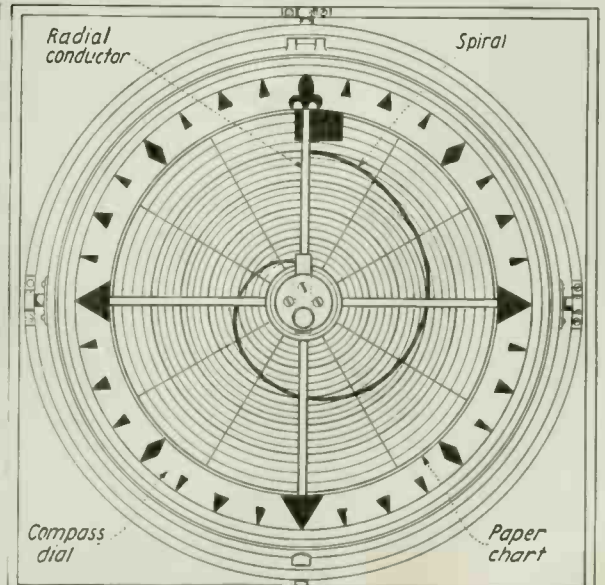
pass. To remedy this serious defect he began the first experiments.

It is perhaps unnecessary to say that he encountered great opposition, but finally, after five years of ceaseless toil, in an attic, and great sacrifices a crude working

sel was particularly gratified by the results. Charged with this encouragement, Dr. Jaeger endeavored to market the invention, but met with violent opposition, not on the part of the ship owners who appeared (Continued on page 202)



An Actual Compass Record of a Cruise Up Long Island Sound Taken On Board Dr. Jaeger's Yacht. Each Angular Division Represents a Time Period of One Hour.



Showing Top of Compass Box, With Paper Record Chart in Place, Also Spiral Electrode From Which Spark Jumps in Making Record. The Recording is Thus Done Without Friction.

Radium Emanation in the Treatment of Disease

By GEORGE HOLMES, Assoc. A.I.E.E.

RAPID strides have been made during the last five years in the advancement of practically all branches of science. Especially is this true of Radium, in its various forms, and its application to relieve humanity of much of its suffering.

vanadium contents of the ore to the company.

A considerable personnel was instituted at the radium plant and a number of large buildings erected and put in operation. The average capacity of the plant at present is about 3½ tons of ore per day, and a con-

any doubt, the amount of Radium in nature is exceedingly small. Therefore this fact, in itself, is an important factor bearing on its value today. Altho quicker and better processes are used for its extraction now than, say, four or five years ago its market value will not decrease to any extent.

To total amount of *Radium element* at present in the world extracted from the ore is said to be 61 grams of which amount 16 grams is held by various doctors and institutions in the United States. Dr. Howard Kelly of Baltimore has about 6 grams, the Memorial Hospital of New York has 3¼ grams, and the other 6¼ grams are distributed in the U. S. The remaining 45 grams are in various other countries.

It has been estimated that if all the Radio-active ores were mined they would not produce more than a total of 400 grams of refined Radium element; therefore the high cost of Radium—at present \$120,000 a gram, or \$120.00 a milli-gram.

Radium is a chemical element, belonging to the group of metals, but unlike most other elements, it is not **extraordinarily** stable. It transforms itself at a measurable rate into another substance called *Radium emanation*. The rate of transformation, is so slow, however, that about 1700 years would be required for half a given quantity of Radium to disappear.

The *emanation* is a chemically inert gas, and it, too, transforms itself into a third substance called *Radium A*, but this is not all. Radium A transforms itself into *Radium B*, and Radium B into *Radium C*, this forming a series or chain of substances all related to each other.

None of the above substances is a gas except the emanation Radium A; B and C deposit themselves on anything and everything that comes in contact with them, including the walls of the vessel that contain the emanation.

Radium may be used in the treatment of disease either in the form of *Radium salts* or *Radium emanation*, the therapeutic effects being identical.

This Radium emanation may be collected in glass tubes or metal containers, and used with appropriate screens, as Radium salts themselves, or dissolved in distilled water or in a weak saline (salt) solution, and administered by drinking or injection. Emanation applicators are often of the greatest value in treatment of malignant





Fig. 5. (Above) Shows the Highly Sensitive Electrical Apparatus and Instruments Used in Measuring the Quantity of Radio-Active Substance in an Applicator.

Fig. 1. (Below) Photograph Taken in New York Hospital, Showing the Elaborate All-Glass "Radium Emanation" Generating Apparatus Illustrated in Fig. 3.



Early in 1912, from information that reached the U. S. Bureau of Mines, it became evident that large quantities of valuable Radium bearing ore from Colorado was being exported to foreign countries for purposes of manufacture, and undoubtedly a part of the manufactured product was being reship to this country.

In view of the fact that the largest known supplies of Radium bearing ore in the world was centered in the States of Colorado and Utah and on public lands of the U. S., the Bureau of Mines decided to investigate the prospect and to ascertain whether these valuable tracts could not be acquired by the U. S. and the Radium extracted under Government supervision, to be supplied at cost to the hospitals of the Army, Navy and Public Health Service.

At that time no appropriation for such work was available. However, the Bureau learned that Dr. Howard A. Kelly of Baltimore, Md., and Dr. James Douglas, of New York City, were deeply interested in the production of Radium for use in two hospitals with which they were closely associated. The suggestion was made that they form a Radium Institute, to work up the ore and keep the Radium for the use of our own people. The mines were inspected and after extensive preliminary surveys, the National Radium Institute was founded. The agreements being that the Institute was to receive the Radium from the owners of the mines on a 15 per cent royalty basis, with the stipulation that the Institute would return the uranium and

considerable amount of the element has been extracted up to the present time. Beyond



Fig. 2. Showing the Relative Size of Silver Tube Containing "Radium Emanation" Used in Various Treatments of Cancerous Growths.

growths, as in them it is possible to concentrate the activity per unit area to a very high degree. For example, the 100 mg. tubes of *Radium sulfate* generally used, measure 4 cm. in length and 0.2 cm., in diameter. It is quite easy to make an emanation tube of equal activity measuring only 0.5 cm., in length by 0.05 cm., in diameter.

Such a tube can be enclosed in an iridium pointed platinum needle with walls of 0.3 mm., in thickness, thus forming a very small but extremely powerful apparatus for the treatment of nodules in tongue, palate, breast or other organs.

Radium emanation falls to half-strength in 3.85 days, losing 16 per cent of its initial activity during the first twenty-four hours. The duration of an exposure rarely exceeds twenty-four hours, and if it be decided to give a treatment for that time with a radium emanation applicator of say 100 mg., strength, the apparatus leaves the laboratory with an initial activity of 109 mg. 110 mg. At the end of 24 hours its activity will have fallen to 92 to 93 mg., so that its mean activity thruout that period will have been approximately that of 100 mg.

The general principle of the operation of the apparatus necessary to fill the small capillary tubes with the *Radium emanation* is as follows:

Fig. 3 represents the arrangement of the glass tubes and reservoirs. The bulb A contains the Radium salt dissolved in water. Radium in solution continually decomposes the water into hydrogen and oxygen, and at the same time transforms itself into the emanation, which is set free. The total volume of the hydrogen and oxygen amounts to more than two hundred thousand times that of the emanation at the same pressure and temperature. In addition to the oxygen and hydrogen and emanation, a small quantity of helium appears, and also traces of other gases. On account of its radio-active transformation, the exact proportion between the quantity of emanation and the gases with which it is mixed, depends upon the length of time the gases are allowed to accumulate.

The mixture of gases collects in A and the tube B, and also if the passage is open, in the reservoir C. Allowing the gases to collect in C, apparently increases the efficiency. The tube B is considerably longer than 76 cm., so that air may be admitted into C, if desired, without its finding its way up into the Radium solution. The trap at B protects against mercury spurting up into the Radium solution, should some of the glass apparatus break. An ordinary water aspirator with suitable stop-cocks controls the flow of mercury between the reservoirs C and D. On admitting the air into D, the mercury rises in C, pushing the mixture of gases thru the mercury trap E, into the tubes F. The mercury in the trap E holds back all but a very small quantity of the water vapor. The tubes F contain a copper wire, slightly oxidized, phosphor-pentoxid and potassium hydroxid. Altho

touch the inner surface of the tube at any point. When heated red hot by an electric current of 5-10 amperes it rapidly combines the oxygen and hydrogen, the phosphor-pentoxid absorbing the water vapor formed. A small amount of copper oxid on the wire is required, because the mixture of gases contains (at least at first) a quantity of hydrogen that exceeds by a few per cent the proportion required by the chemical formula for water. The potassium hydroxid is used for the purpose of absorbing any carbon dioxide that may be present, or be formed by the hot copper wire oxidizing hydrocarbon gases.

After the purification of the emanation the mercury in the reservoir J is drawn into H, the air being removed from H by the water aspirator, and the emanation and helium pass into J. The gases are then pushed up by the mercury thru the stop-cock I, and into the desired capillary tube or container, which is sealed off. The volume of the helium being very small, for the vast majority of purposes it is unnecessary to remove it. The length of the tube connecting F with J is made great enough so that air may be admitted into J without forcing the mercury up into F.

The stop-cock I, has a mercury seal and contains no stop-cock grease. It will be noticed that the emanation passes thru no stop-cock except the one at I, and even this is unnecessary, and has been added for con-

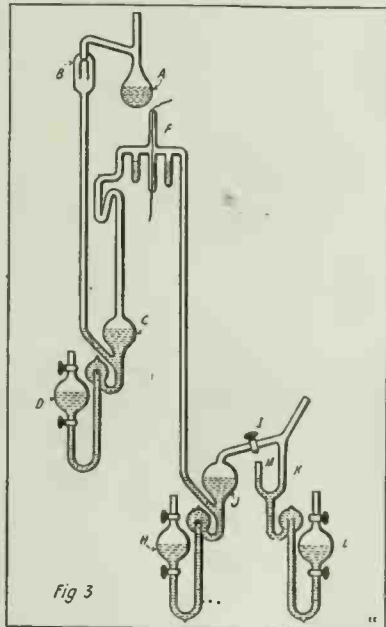


Fig. 3 Elaborate Glass Apparatus Used in Order to Fill the Small Capillary Treatment Tubes with the "Radium Emanation". The Bulb "A" Contains the Radium Salt Dissolved in Water, from Which the Gaseous Emanation is Set Free.

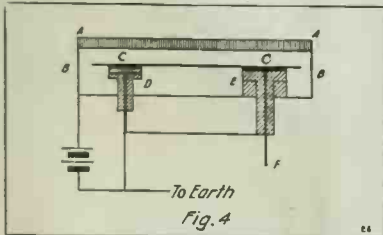


Fig. 4 Simplified View of Electrical Method Used in Determining Accurately the Quantity of the Radio-Active Substance in an Applicator. It is Used in Conjunction with a Sensitive Electrometer.

represented in the figure in a vertical position, the copper wire really lies horizontal. It is wound on a quartz rod supported by quartz feet, so that the wire does not

LET ELECTRICITY WIND YOUR PHONOGRAPH.

A new electric motor winder adopted for attachment to any style phonograph



Winds any Phonograph by Electricity. Attached in place of Winding Handle.

so as to still retain the spring motor drive, which has so far proven the most satisfactory, has been invented by Joseph W. Jones who originated the *Jones Speedometer* of world fame, the disc record which is the foundation of talking machine success, the taximeter, etc., etc. The new motor winder uses no current, except when actually winding up the spring.

In case of failure of lighting current or that no current is available, the winder may be instantly detached and the old-style crank used.

In case the user moves to a district where current is not suitable to his motor winder, this may be exchanged by the dealer in that locality.

This useful device is said to operate one month for one cent's worth of electricity. It is easily and quickly attached in place of winding crank, being applied or detached with the use of only a screw-driver in less than a minute by anyone. The winder will automatically wind your talking machine and stop when it is sufficiently wound. By pressing down the push button on top of the motor it will wind at any time, and the makers recommend doing this before playing each record. The push button cannot be prest down until the motor has been attached to both the phonograph and electric current.

VISIBILITY OF RADIATION OF THE AVERAGE EYE.

It is important to know how the eye responds to lights of different colors of the same energy value. Only during the past year the investigation of the relative sensibility of the average eye to light of different colors was completed. The visibility of radiation of 130 subjects was determined, and various applications were made of these data to problems in radiometry.

A solution of salts was prepared which has a transmission curve coinciding very closely with the visibility curve of the average eye. Using a cell containing this solution, interposed between a thermopile and a source of light, further tests were made of this combination as a physical photometer. Using these visibility data, computation shows that the eye is so sensitive that the minimum perceptible light is probably less than one billionth erg.

(Continued on page 200)

Popular Astronomy

DARK STARS

By ISABEL M. LEWIS

Of the U. S. Naval Observatory

WHAT a vacation is to our tired bodies. Stellar Space should be to our minds. In the entire realm of Science there is nothing more elevating, nothing more ennobling than the study of Astronomy. Infinite space holds forth so many wonders and enlarges our mental horizon so enormously that modern man or woman must consider his or her education incomplete without at least a rudimentary knowledge of the wondrous world spread out in space all around us.

Astronomy is considered by many a dry, uninteresting science, good only for "highbrows." The opposite is the case. It is neither dry nor difficult of understanding, and once the mind becomes interested in its study, an entirely new and beautiful world is opened to it.

There is nothing more refreshing, nothing more satisfying to our minds than cutting loose for a few hours from our humdrum existence and delving into the boundless ether, where time and space are one, where a million years leave hardly an impression, and where a billion miles are so microscopically small that they are entirely lost in the gulf of infinite space

The writer, an ardent student of astronomy, has always wished to present to our readers popular and non-technical articles on the wonders of the Universe. No connection, however, could be made with competent writers who could present the difficult subject in a manner acceptable to EXPERIMENTER readers.

It affords us considerable satisfaction, therefore, that we are able to present herewith the first of a series of astronomical articles from the pen of Mrs. Isabel M. Lewis. Mrs. Lewis, who is connected with the U. S. Naval Observatory, has written a great many excellent astronomical articles for the New York "Sun," and other newspapers, which have created widespread attention and very favorable comment. Mrs. Lewis, who is a very exact as well as a highly learned writer, has the rare faculty of interpreting difficult and dry subjects in a popular manner, which makes us feel certain that our many readers will welcome her articles enthusiastically.

The ELECTRICAL EXPERIMENTER has furthermore secured exclusive magazine rights for all of Mrs. Lewis' articles for the term of one year. Her articles will not appear in any other scientific magazine. The article in the August issue,—an intensely interesting subject—will treat on "Gaseous Nebulae."

H. GERNSBACK.

THE existence of dark stars and dark nebulous tracts of matter in the heavens is now considered to be an established fact. The range of the actual as well as the apparent brightness of the stars has been found to be tremendous. The brilliant *Canopus* at an immeasurable distance from the earth is conservatively estimated to have fully *ten thousand times* the light-giving power of the sun, while an excessively faint star of a deep red tinge comparatively close to the solar system possesses but a *five-ten thousandth* part of the light of our luminary. The giant star *Canopus* has at least twenty million times the brightness of the little red dwarf star. There is no reason to believe, moreover, that this extremely faint star marks the lower limit of stellar brightness. A gradual decrease in the light-giving power of this star would place it before many ages in the ranks of extinct suns, cold, dark bodies pursuing their unseen way thru the universe in numbers that we have at present no means of estimating. The evolution of the stars has been traced thru all stages from nebulae to near-extinction and it is logical to assume that the process of evolution is not completed until the star has ceased to shine. Since the energy of a star is finite, it is assumed that the star will exist for a finite interval of time, however great this interval may appear as measured by the standards of man.

Whether or not actual collisions and close approaches of suns may start the evolutionary process anew is at present a matter of conjecture. The sudden flaring-up of temporary stars or *Novae*, as they are called, is believed by some to be a visible sign of the rebirth of stars thru collisions or encounters of dark

bodies or their passage thru wisps of dark nebulous tracts of matter such as are known to exist in our stellar universe. The true nature of the *Novae* has not yet been definitely determined, however. So far there are difficulties in the way of all theories advanced to explain these rare phenomena of the heavens, tho their connection in some way with matter previously emitting no light seems a certainty, especially since they occur without exception in the Milky Way, a portion of the heavens where dark

absorbing matter of a nebulous nature is intermingled with dense star clouds. The extent of these dark nebulous tracts must be enormous since it is known that their distance is very great and they spread over a space in the heavens that would normally be occupied by many stars. Light, traveling at the rate of 186,000 miles a second, would take many years to traverse from one end to the other of these dark nebulae that emit no light appreciable to the eye. In some instances dark regions merge into luminous wisps in which one or more stars are frequently enwrapped. The density of these dark nebulae is extremely low and their total mass very small in comparison to the great volume of space that they fill.


Dark nebulae are presumably nebulae that for some reason never condensed into stellar form, but lost their light and heat while still in nebular condition. In many instances they may be the remains of the material swept up by the stars. The forms of some dark nebulae strikingly resemble those of a number of nebulae shining by their own light. These nebulae doubtless never possess the conditions essential to a successful entry upon the process of stellar development and drifted on to extinction in their original form.

There are also indications that many stars do not run the full course of evolution from youth to ripe old age, but become devoid of light and heat giving power even before the middle-aged period of star life is attained. Such stars are evidently lacking in characteristics essential to the successful development and prolonged maintenance of a *photosphere*, as the outer illuminating surface of the star is called. A study of



The Trifid Nebula In Sagittarius Photographed With the Crossley Reflector of the Lick Observatory, Showing How Dark Gaseous Material Is Frequently Found In Connection With Bright Nebulae.

double and multiple star systems reveals these facts. It has been found that on the average one star in every three belongs to a star system of two or more stars revolving around a common center of gravity. Now evidently all stars belonging to the same system and physically connected came into being at the same time and should be approximately equal in light-giving power provided they do not differ greatly in mass. As a matter of fact, while one member of a double star system is at the height of its development and shines with intense



Photographed at the Yerkes Observatory by Prof. E. E. Barnard, Who Pointed Out the Striking Resemblance Between the Dark Region in Cepheus (on the Right) and the Bright Gaseous Nebula in Cygnus (on the Left). The Dark Object is Doubtless an Extinct Nebula.

tra of the stars are spoken of as *spectrograms*. The application of spectroscopy to the study of binary systems rests upon the simple principle that motion of the source of light, or star, in the line of sight, towards or away from the observer, causes a displacement of all the lines of the spectrum and the amount of the displacement is a measure of the velocity of the motion. If the star is moving toward the observer the lines are displayed toward the violet end of the spectrum because the frequency of the wave vibrations is increased, the waves shortened in

brilliance, the other is as often as not practically devoid of light, tho in volume, and occasionally in mass, it may surpass its brilliant companion. So feebly luminous are the fainter members of some of these systems that their light is not appreciable to us at all and we only know of their presence by the disturbance they produce in the motion of the brighter companion. Tho some of these stars shine feebly, others appear to be dark in the strictest sense. For some reason they proved to be imperfect radiators and become spent before their time. On the other hand, there are some physically connected systems of stars of which all the members are far advanced in evolution. They appear to have nearly run their allotted course and are nearing extinction. Many such connected systems of stars may be traveling thru the heavens, totally devoid of light, for all we know to the contrary.

There is great diversity in double and multiple star systems and their study forms a most fascinating branch of astronomy and one most fruitful of results. The orbits of the physically connected stars may be inclined at various angles with each other and with the earth and may vary in shape from almost perfect circles to highly eccentric ellipses. The stars themselves are sometimes spherical and sometimes greatly elongated or egg-shaped under the influence of tidal forces acting between the two bodies. They may revolve almost in contact, appearing as one star telescopically, or they may be so widely separated that they appear as beautiful little double stars, often of contrasting colors such as red and green or blue and yellow. In some in-

stances a closely revolving pair performing a revolution in a few days around their center of gravity is encircled by a distant companion revolving around the close pair in a period of several hundred years.

A most powerful instrument of research in the study of double stars is the *spectro-*

length, and therefore the lines all shifted in the direction of the shortest wave lengths. On the other hand, if the star is moving away from the observer the frequency of the vibrations is lessened and the lines are shifted toward the direction of greater wave length, the red end of the spectrum.

If a double star consists of two bright components there will be two spectra visible and two sets of lines, the spectra of the two stars overlapping and of course the brighter spectrum belonging to the brighter star. The more massive star will describe the smaller orbit and its lines will show the smaller displacement. Usually the spectrum of the faint companion is too dim to be seen, but the periodic swaying of the lines of the bright star show that it is describing an orbit under the influence of an unseen companion. It has been found that in some instances the dark companion has ten times the volume of the bright star but only one-tenth the total light. In other systems the stars are of equal size but unequal brightness. In the majority of instances the dark companions are more bulky but possess less density than the brighter primaries the difference is always slight. The distance between the stars is, as a rule, not great, usually a few million miles, or several times the radius of one of the stars. As a result these spectroscopic binaries are usually eclipsing binaries as well. That is, as seen from the earth one star periodically passes before

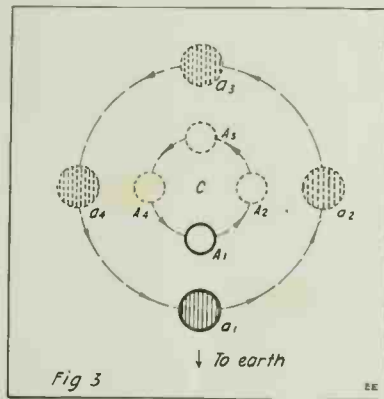


Fig. 3. Diagrams Showing Relative Positions of the Two Stars of the Algol System in Their Orbits. C is the Center of Gravity of the System. The Inner Circle is the Orbit of the Bright Star, A, and the Outer Circle the Orbit of the Dark Star "a." Orbital Motions Are Counter-Clockwise in the Direction of the Arrows. The Two Stars Always Move So as to Keep in a Straight Line With C.

scope and stars too close to be detected by other means are referred to as *spectroscopic binaries*. The great majority of double stars belong to this class.

The spectroscope consists essentially of a glass prism for separating white light into a band of color of rainbow hue known as the spectrum. Best results are obtained when the light from the star is let in thru a slit placed usually in the focus of the telescope. The ray of composite light coming from the star after passing thru the prism is broken up into rays of various wave lengths, arranged along the visible spectrum from the red thru the yellow, green, blue and indigo in order to the violet, the longest wave lengths being in the red and the shortest in the violet end of the spectrum. Below the red come the infra-red rays and beyond the violet the ultra-violet rays, both invisible to the eye. The spectrum is viewed by the observer at the eye-end of the telescope or is photographed by placing a photographic plate in the same position. The photographed spec-

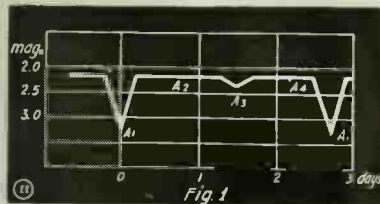


Fig. 1. Light Curve of the Double Star System—Algol. The Cycle of Light Variation is Completed in 2.87 days. The Brightness of the System is Constant for Most of the time at 2.1 Magnitude, but Suddenly Drops in 4.5 Hours to 3.2 Magnitude, Which Represents a Loss of 64 Per Cent of the Total Light of the System. It remains at Minimum Brightness Less than .5 Hour and Quickly Regains Maximum Brightness in a Period of 3.5 Hours. The Secondary Minimum at A₂ Occurs When the Bright Star Eclipses the Faint Star.




Fig. 2. Diagram Showing Displacement of Lines in the Spectra of Algol, Corresponding to the Positions A₁, A₂, A₃ and A₄ in Fig. 3. In Positions A₁ and A₃ There Are No Displacements of the Lines Since the Star is Moving Across the Line of Sight. In A₂ the Star is Receding From the Earth in the Line of Sight and Displacement is Toward the Red End of the Spectrum. In A₄ the Star is Approaching the Earth in the Line of Sight and Displacement is Toward the Violet End of the Spectrum.

NEW ELECTRIC HOME MOTOR FOR WOMEN.

People everywhere are rapidly awakening to the fact that electrical labor-saving



With this New Electric Motor for the Kitchen Much Time and Labor Can Be Saved. It Even Makes Butter.

devices for the home are fast becoming a necessity. This year when labor of all kinds is at a premium, and the general wave of "efficiency" is sweeping the country, the demand for electrical home devices is going to be greater than ever.

The electric motor here illustrated is easily convertible and with different attachments can be made to churn butter, whip cream, eggs, etc., polish silver, and sharpen knives. It also has a vibrator attachment for massage, with a variety of applicators. It can be made into an electric fan by attaching guard, blades, etc.

The outfit here shown is a churn and mixer motor. This outfit includes the motor with handle, cords, plug, and rheostat, supports for jar with nickel-plated top, which will fit any Mason screw-top jar; also butter churn and cream whipper. With this outfit comes complete instructions for making butter. Its cost is extremely low.

HATCHING "CHICKS" BY ELECTRICITY.

The day of the old, smelly oil-heated chick incubator is rapidly disappearing. Enter the modern electrically heated and controlled incubator of the type here illustrated. And not only do these electric in-



New Electric Incubator With a Capacity of 126 Eggs. It Requires 21 Kilowatt-Hours Per Hatch.

cuators serve the wants of the farmer and chicken fancier, but the army department finds many diversified uses for them. Among other applications, the army medical corps is employing them for developing cultures; the army camps are using them for hatching chicks; and they have hatched almost every kind of egg, from that of the silk worm, the smallest, down to the large ostrich egg, besides those of the pigeon, alligator, turkey, duck, swan, emu and the Queen bee.

The egg chambers are made of California redwood thruout. Double walled, lined with deadening felt and jute board. They are packed with animal wool, the very best insulating material, and the doors are fitted with double glass with dead air space.

The electric heaters consist of coils of special alloy resistance wire, wound on insulating cores and supported strongly above the eggs in egg chamber. The wire is distributed on the cores properly to give even distribution of heat in the egg chamber.

Regulation is effected by a special regulator operating a simple make and break switch equip with non-fusible points which is adjusted by a single screw for higher or lower temperatures. No extra magnets, or relays are needed to break the small amount of current used in these electric incubators.

Tested thermometers are furnished and an adjustable holder is supplied which holds the thermometer in proper position to be read without opening the door of machine. Thermometer can be raised to remove egg tray for turning.

The egg trays are of galvanized steel with reinforced frame and galvanized steel cloth corrugated bottoms. Corrugation hold eggs in convenient position for turning. Can be scalded after hatch is finished. The nursery drawers are removable without opening doors of machine. The hatched chicks can be removed without disturbing eggs on trays.

A small 2 candle-power lamp is installed in the egg chamber which lights up when the regulator turns the heat into the heating coils, and goes out when the heat is turned off. A very convenient means of telling how the machine is operating. This lamp also enables the operator to read the thermometer no matter how dark the room may be.

These electric incubators are very accurate in their temperature regulation and the average current consumption is very low, considering the superior results obtained, as the following figures show:

Capacity	Energy Consumed
504 eggs—52 Kilowatt	Hours per Hatch.
252 eggs—26 Kilowatt	Hours per Hatch.
126 eggs—21 Kilowatt	Hours per Hatch.
63 eggs—13 Kilowatt	Hours per Hatch.

In extra well built incubator houses these figures will be somewhat lower.

ELECTRIC DRILL HAS PISTOL GRIP AND SWITCH.

The new portable electric drill here illustrated has a pistol grip and trigger switch, and has been designed with special attention to the prevention of breakage of drills when operating the switch.

The control is that of the automatic pistol, one finger operating the trigger switch without the slightest effect on the steadiness of the aim or the support of the tool. There is no releasing of the grip to turn a switch, press a button, push or pull a handle, at the moment the drill breaks thru, allowing the weight to sag on the drill bit. When the drill goes thru the work, you instinctively tighten your grip, retaining control and stopping the drill without breaking the bit.

The casing of the drill is made of aluminum, to reduce the weight. It has a specially designed series, compensated inter-

TEACHING "HER" ELECTRICITY.

By F. C. Davis

"Jack," said his best girl, one night when they were alone in the parlor, "you are so wonderful and you know so much about electricity. Won't you tell me all about it?"



A Volt? That's Pressure!

"Sure thing. What do you want to know?"

"Well, what is insulation?"

"Insulation? Now let me see; how will I illustrate? Oh, yes. Please put on a glove, . . . so. I take your hand in mine, . . . so, it is now insulated."

"I see. And what is a connector?"

"A connector? Take off your glove, . . . our hands touch; they connect. See?"

"Why, it's ridiculously simple! What is an ampere?"

"That's a little harder to illustrate. It is the power of the electricity. The power—

I take your hand—it is the power that makes me do it. You see?"

"Perfectly. But what is a volt?"

"A volt? It is the pressure of the electricity?"

He squeezed her hand tighter.

"That's voltage, electrically speaking."

"Why, everything is so easy—and nice. But what is induction?"

"Hum! That's a poser. Well, I take your hand. The power and the pressure make my heart beat faster; it induces it to speed up."

"How remarkably simple."

"Anything else?"

"Yes. What is resistance?"

"Well—well. If I were a—a—cr—to attempt to—er kiss you, now, I would meet with resistance, wouldn't I?"

"Well, er—er—er—I don't believe I quite understand. Can't you illustrate that?"

So he illustrated it; but there was no resistance.

"How wonderful," she fluted between sighs. "Now Jack, dear, what is a short-circuit?"

There was a loud step, and the door burst open and in rushed her father!

"I'll show you what a short-circuit is," he roared as he made for the sofa on which Jack had sat, but luckily sat no more, he having dived thru the window pane with a bang and a rush.

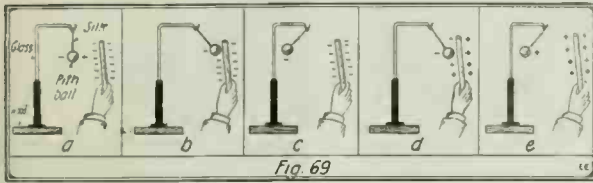
"Some short-circuit," mused Pa, looking over the damage.

poled type motor, which will operate on either alternating or direct current. The motor is kept cool by automatic forced draft ventilation.

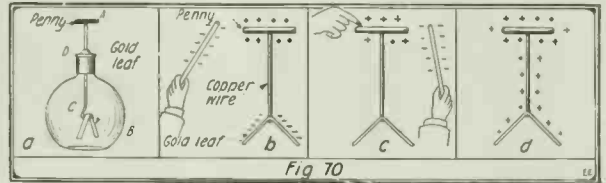
The drill spindles are offset to make it

Experimental Physics

By JOHN J. FURIA, A. B., M. A., (Columbia University)



Interesting Experiments With Electrified Pith Ball.



The Electroscope and Distribution of Charges.

Lesson 13—Static Electricity Experiment 74.

IF a fountain pen is rubbed on the sleeve of the coat and then brought near some bits of paper (or, better, pith balls), these objects will be found to jump towards the pen. The same effect can also be produced by rubbing a variety of other substances, such as glass and silk; sealing wax and flannel; hard rubber (ebonite) and cat's fur; etc. (This experimenter was first tried in 600 B. C. by Thales of reece, who used amber and silk and the process is called *electrification* after the Greek word *electron*, meaning amber). Altho so long a time has elapsed since electrification was discovered, even at this late date we do not know much about the nature of electricity, but we do know very well the laws governing its action.

EXPERIMENT 75—Suspend a pith ball by a silk thread as in Fig. 69-a. (The stand can be easily made by bending a piece of glass tubing after heating it in a Bunsen flame and attaching it to a wood base by sealing wax). Bring the fountain pen (which has been rubbed on the sleeve) near the pith ball. The pith ball will first be attracted by the pen and then immediately on touching will be repelled. Evidently the state of the pith ball is changed upon coming in contact with the electrified fountain pen. Rub a glass rod with silk and bring the rod near the pith ball. If we assume the same laws of force as we did in the case of magnetism we find that the behavior of the pith ball is easily accounted for. Referring to Fig. 69, the pith ball in (a) is neutral, i.e., it contains equal amounts of positive and negative charges. As the electrified pen is brought near (let us call its charge negative) by induction the part near the pen become positive and since *unlike charges attract*, the pith ball is attracted. On coming in contact, however, the strong negative charge on the pen causes the pith ball to become negatively charged (Fig. 69-b.) Then since *like charges repel*, the pith ball is repelled (Fig. 69-c.) Now on bringing the glass rod near, we find that the pith ball is attracted. Therefore since there is attraction and the pith ball is negative the glass rod must be charged positive, i.e., glass when charged has the opposite charge to the fountain pen when charged. Immediately on contact (Fig. 69-d) the strong posi-

tive charge of the glass rod causes the pith ball to be positively charged and repulsion takes place, (Fig. 69-e). It is obvious that just as in the case of magnetism, repulsion is a better test for electrification than attraction, since *even a neutral object will be attracted by induction, but only a charged object can be repelled.*

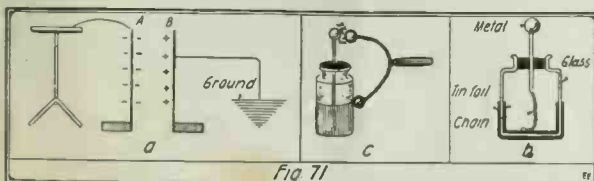
EXPERIMENT 76—The *electroscope* (an instrument for measuring forces of electrification) is very simple and depends for its operation on the principle of repulsion between like electrical charges. Thru a rubber stopper (D) insert a piece of heavy copper wire (C) bent in shape of Fig. 70. Solder a penny (A) to this wire. Cut a small strip of gold leaf (such as is used by sign painters) about $\frac{1}{4}$ " x $2\frac{1}{2}$ " and place it over the hook of (C). Insert all this in a flask or bottle. This is now a good electroscope and in diagrams is represented as in (Fig. 70-b). If now a *negatively charged rod* (fountain pen) is brought up to the electroscope (Fig. 70-b) the positive of the neutral electroscope is attracted to the penny, leaving an equal amount of negative charge at the gold leaf. Since both sections of the gold leaf have the same charge they will repel each other and move apart; the greater the charge, the greater the force, and hence the further apart they will be forced. However, as soon as the rod is taken away, the positive from the penny will mix with the negative of the gold and the electroscope will become neutral or discharged.

EXPERIMENT 77—We have two methods of charging the electroscope permanently; by *contact* and by *induction*. If we bring a charged rod up to the electroscope and touch the penny with the rod, the gold leaves stay apart permanently and the electroscope is charged. As the negative rod approaches, the positive charge of the electroscope goes to the penny and the negative charge is left at the gold leaves. On contact the positive of the penny goes to the rod and tends to neutralize it, so that on removing the rod only negative electricity is left in the electroscope, i.e., by contact the electroscope is charged with the same charge as the rod used. Charging by induction is a more complicated process, but is important in that the charging rod does not neutralize, i.e., does not lose its charge. Bring rod up to electroscope as in Fig. 70-b, then *without touching* the rod to the penny, place the finger on penny (Fig. 70-c). The leaves

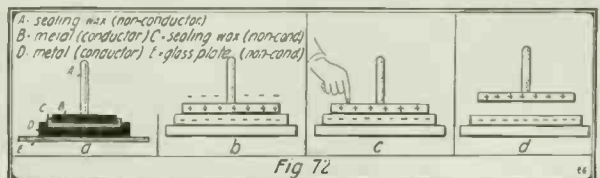
will be found to collapse, the reason being that the negative of the gold leaves has past thru your body by way of the fingers; the positive staying at the penny because it is held by the negative of the charging rod. Being careful to still hold the rod near the penny take away your finger. Next remove the rod and the electroscope will be charged by induction, since the positive will distribute itself over the instrument as in Fig. 70-d. Note that no charge has been lost by the charging rod. If one is not careful to remove the finger before the rod is removed, the charge left in the electroscope now not being held by the rod also passes thru your body and the electroscope is not charged. By induction it should be noticed that on the electroscope we get a charge opposite to the rod. (If in the above experiments a glass rod is used, a similar but not as marked an effect will result, except that all signs will be reversed, i.e., for positive we will have negative and vice versa.) If we touch a piece of metal to the penny of the electroscope and then touch the metal with a charged rod, we find that the metal allows the charge to pass from the rod to the leaves and we call the metal a *conductor*. On repeating this experiment, substituting glass, wood, sealing wax or hard rubber for the metal, we find that these substances do not allow the charge to pass. These materials are called *insulators* or *non-conductors*. Bring the flannel (with which you have rubbed the sealing wax or fountain pen or else the silk with which you have rubbed the glass rod) up to the electroscope. Now test the charge for sign. It is found to have the sign opposite to that of the rod. Furthermore the amount of divergence of the gold leaves shows us that positive and negative electricities always appear simultaneously and in equal amounts, i.e., if we rub glass with silk the glass is charged *positively* and the silk *negatively* to the same extent.

EXPERIMENT 78—Let an insulated metal plate be connected to the electroscope by a conductor Fig. 71-a. Let another similar insulated metal plate be connected to earth (grounded); charge plate A and note the deflection of the electroscope leaves. Push B toward A and observe that as it gets nearer and nearer the leaves fall gradually, so that we may now add more charge to A

(Continued on page 194)



Experiments With the Leyden Jar.



Distribution of Charges On Electrophorus.



Colonel Carty Receives Edison Medal

DR. JOHN J. CARTY, Colonel in the United States Army Signal Corps and Chief Engineer of the American Telephone and Telegraph Company, has been awarded the Edison Medal in recognition of his services in developing the science and art of telephone engineering.

The medal was presented on Friday evening, May 17, at the annual meeting of the American Institute of Electrical Engineers in the Engineering Societies Building in West 39th Street, New York. Colonel Carty is the eighth American scientist to be honored in this way, the others being Elihu Thompson, Frank J. Sprague, George Westinghouse, William Stanley, Charles F. Brush, Alexander Graham Bell, and Nikola Tesla.

The Edison gold medal was founded in 1904 by the Edison Medal Association, an organization composed of old associates and friends of Thomas A. Edison. It is awarded annually by a committee of 24 members of the American Institute of Electrical Engineers, and was first awarded in 1909, the recipient being Elihu Thompson. It was designed by James Earle Frazer, and bears on its obverse a portrait of Thomas A. Edison, and on its reverse an allegorical conception of "The Genius of Electricity Crowned by Fame."

After Dr. E. W. Rice, Jr., President of the Institute, presented the medal, Colonel Carty in his speech of acceptance, gave credit for the American Telephone achievements to the engineers who have been associated with him in the Bell System and paid a tribute to Major General George O. Squier, Chief Signal Officer of the United States Army, for his work in planning before the United States entered the war, for the rapid mobilization of telephone wires and telephone men for Signal Corps work. Referring to the Bell System engineers, Colonel Carty said:

"We hear a great deal about the German

scientist and the wonderful things he has done and has been planning. Many years ago, when German 'Kultur' was interpreted by many to mean German culture, it was suggested to me that we should send to Germany to get some of the Herr doctors to teach us the high science. I always

be trained in our work, and that thru them we would undertake to outdistance anything that has been done in Germany. That policy has worked out successfully. The young men who have collaborated with me all these years are graduates of over one hundred universities, all here in America.

When at the opening of the war there was a searching of hearts and a census and a taking account of stock, and a finding out who was loyal and who was to be suspected, I know you will all be pleased to hear that among all of these scientists, and all of these engineers, all working in the Bell System, all over the United States, we were not able to find one single Hun. They were all true Americans to the core."

More than any other man, Colonel Carty is responsible for the development of telephone engineering as it is known to-day, and it is peculiarly fitting that he should receive this new honor at a time when he is working day and night to promote the best military use of mediums of communication which have been developed largely thru his efforts in time of peace for the advancement of the nation's social, commercial, and industrial activities.

Colonel Carty is well known as the engineer of the great transcontinental telephone line, the longest in the world, and as the engineer who made possible wireless telephoning over distances up to 5,000 miles.

He entered the telephone business when it was in its infancy, and it would be difficult to find a phase of its development which does not bear some imprint of his genius. The technical achievements of Colonel Carty are so numerous as to prevent full recounting. He first pointed out the correct theory of induction between

telephone circuits. That was in 1887. In 1888 he developed the bridging bell and pointed out the importance of the bridging principle of telephone construction in obtaining efficient operation of telephone systems and in constructing balanced metallic



Colonel John J. Carty, U. S. Army Signal Corps, and Chief Engineer of the American Telephone and Telegraph Co., Who Was Recently Awarded the "Edison Medal."

opposed that, believing that the Yankee mind, the Yankee boy, when his attention was turned to scientific problems, would surely outdistance a German. I concluded that our work could be trusted to these young Yankee minds and that they should

circuits. In 1889 he invented the principle of the best and most generally used common battery system, by which a number of telephone instruments may be simultaneously operated from a single central battery. During this period he also devised important improvements pertaining to switch-board circuits having to do with the "busy test" feature and the connecting in of operators' instruments.

In 1912 the telephone engineering force built up and directed by Colonel Carty had so far overcome the difficulties in the way of underground telephony as to make possible all-underground talking between New York and Washington, and by 1913 they had extended the range of underground telephony to connect Washington and Boston.

The year 1914 witnessed the fruition of the efforts of these engineers to bring trans-continental telephony into existence, and in 1915 Colonel Carty was able to present to the world important developments in wireless telephony, which made possible the hurling of words thru space across the American continent from Washington to Mare Island, California, from Washington to Hawaii, 4,900 miles distant, and from Washington to Paris, bringing Europe and America into speaking distance of each other for the first time.

Then came the threat of war with Germany, and in 1916 Colonel Carty co-operated with the Signal Corps of the Army and with the various departments of the Navy in making arrangements which would insure the readiness of the Bell Telephone System for military service in case this country did become involved in the great conflict. In 1917 these plans were put into active use with a marvelous degree of success.

Dr. Pupin said that—"Carty's life is filled with romance. He never went to college. At the age of 18, when other boys entered college, he entered the service of the American Bell Telephone Co. and at the age of 28 became Chief Engineer of the great New York Telephone Co. He started with-

RADIO IN THE BULGARIAN ARMY.

The Bulgarian troops have equip their signal corps divisions with the best radio apparatus available, as the accompanying photo shows. This particular radio outfit is a portable transmitting and receiving set,

WOMAN RADIO EXPERT TEACHES DRAFT MEN.

One of the most useful war enterprises yet entered by women is that chosen by Miss Elise Owen, a New York girl, who, an expert radio operator herself, has, with



Photo © by Central News Photo Service
Miss Elise Owen, a New York Girl Who Is "Doing Her Bit" by Teaching Draft Men Wireless Telegraphy.

the various apparatus being divided up so as to pack in separate cabinets suitable for transport over mountainous or other rugged country when necessary.

The transmitter is operated on batteries, the operator in the center of the picture

the support of the Board of Education and the sanction of the Signal Corps, opened a class in radio operating for men in Class 1A of the draft. The class was started late in April and it already has an enrollment of 70 and plans are under way to increase its accommodations and activities. The accompanying photo shows Miss Owen and her Radio Class.

We have consistently advocated the teaching of radio as a patriotic as well as remunerative profession for women. The number of radio students is rapidly increasing at this time. Uncle Sam is sending out every week from 50 to 100 wireless operators from the big Harvard University school which was transferred to the government a year ago as a radio finishing school. It is the only institution of the kind in the country, and its classes have in the aggregate 5,000 ambitious youths.

This being a finishing school only those who are able to copy 10 words a minute in the continental code, which is much slower than the Morse, or regular telegraph code, are admitted for the 16 weeks course. To be sent out for service at sea they must be able to receive 22 words a minute, the minimum grading. There are many experts among the teaching force whose speed runs up to 32 words a minute, but beyond that a radio message would be hard to get. From three to six operators are assigned to each ship.

The transmitter involves the use of an open-core transformer resembling a large spark coil, the interrupter being of special design. A quenched spark gap is used. The set is fitted with ammeter and voltmeter to indicate the primary current and voltage supplied the transmitter. A quickly collapsible antenna is carried with the outfit, which can be erected in a few minutes' time.



Photo © by International Film Service
Portable Radio Set Used by the Bulgarian Army. It Can Be Carried on Mules Over Mountain Passes.

out getting honors, titles, and now he is a doctor I do not know how many times, and on the top of these titles, Colonel of
(Continued on page 196)

being shown in the act of manipulating the key. At the extreme right the receiving set may be seen, with the second operator wearing the head phones.

Small Portable Radio Set for Field Work

SINCE our entrance into the world conflict, American radio engineers have given considerable attention to the development and improvement of radio apparatus adaptable for various uses in the

small adjustment is necessary to bring the gap to proper operation, as will be evident from the small swing of the pointer. The inductance of the primary oscillation transformer is variable, and it is controlled by a

multiple point switch which is located at the upper left-hand corner of the panel, while the multiple point switch to the right of the primary switch is used to control the inductance of the oscillation transformer secondary. A thermo-couple high frequency ammeter is interposed in the open oscillatory circuit, and this meter is located in the upper right hand corner of the panel. The two binding posts placed in the center of the panel are used to connect the ground and antenna. The telephone switch in the foreground is



Extremely Light Weight, Portable Wireless Transmitting Set, Intended for Military or Other Purposes. It Operates on Batteries and Utilizes a Special Spark Coil and Quenched Gap. A Hot Wire Radiation Meter is Provided as well as Volt and Ammeter for the Primary Circuit.

military service. The essential points to be considered in the making of such radio apparatus suitable for this kind of work are at once, simplicity, efficiency, and rugged construction.

All of the above necessary features have been incorporated in a new radio set designed by a New York radio engineer, Mr. A. B. Cole. The apparatus which he has evolved and which has proven very successful is operated from a battery and for this reason his transmitter is adaptable to various important military maneuvers where other, more cumbersome, apparatus would not adapt itself. The transmitter is shown at Fig. 1. The high tension e.m.f. used for charging the condenser is derived from a specially built spark coil which is enclosed in the case. A new design of independent vibrator is utilized for interrupting the storage battery current necessary to operate the coil. This interrupter is seen in the lower left hand of the panel. An ammeter and volt-meter are interposed in the primary of the induction coil and are used for the purpose of indicating the current and voltage input into the low tension primary circuit. These meters are stationed at the lower right end of the panel. A key is connected in the primary circuit and is also mounted on the panel.

The high tension and oscillatory circuit apparatus consists of a high tension condenser placed within the case; this condenser being charged by the secondary of the spark coil. The condenser is allowed to discharge thru a specially built quenched spark gap and thru the primary of a compactly built oscillation transformer. The gap is enclosed within the cabinet, and a large insulated knob is connected to the movable electrode, which is seen to the right of the independent vibrator. A very

used to connect or disconnect the transmitting circuit from the antenna, and is also used to connect or disconnect the receiving set, if such is to be used in connection with this transmitting outfit. A plug for connecting a receiving set, so that it may utilize the same transmitting antenna, is placed in front of the quenched gap control handle. The plug to the left of this receiving plug is used to connect the source of power necessary to operate the spark coil, which is generally a six-volt storage battery.

The complete transmitting panel is mounted in a well insulated and ruggedly constructed case and is supplied with a leather carrying belt, the complete equipment being extremely light in weight.

The receiving set accompanying the above transmitting outfit is shown opposite. Altho it is not essential to use this particular receiving set, it was found, however, that most favorable results were obtainable from this particular type of portable receiving apparatus. This set is of the tightly coupled, capacity control type. It comprises a fixed inductance wound on a special tube and mounted within the case. Two condensers of the variable, air dielectric type are used entirely for tuning purposes, and these are seen on the upper part of the panel. A crystal detector rectifies the incoming, radio frequency oscillations. This

TEST WIRELESS CONTROL.

Announcement that satisfactory tests have been made of a military airplane controlled wholly by wireless was made at San Diego, Calif., recently by Flight Instructor N. B. Robbins of the Rockwell field signal corps aviation school. The tests, he said, were made a short time ago, the controls being 12 miles apart.

The new machine, it is announced, carries neither pilot nor observer. It is equipt at present to carry only heavy freight or explosive bombs. The pilot guiding the machine may be in another airplane, in a dirigible or anywhere on the ground. Robbins says that an aviator driving the control in the machine ahead of him may remain fully 15 miles behind. He also says that the machine may be built for one-fourth the cost of a standard military machine. An electrical device for releasing a cargo of bombs is attached to the airplane.

Flight Instructor Robbins is the designer of one of the fastest airplanes ever built in this country, of a very fast motor and of a stabilizer used by the Royal British Flying Corps.



New Light Weight Radio Receiving Set, Well Adapted to All Military Requirements.

A HOLDER FOR A TUBULAR AUDION.

Those who have tubular Audions know what it is to have to connect the four wires up and then take them loose again after the receiving is over to put the bulb away in a safe place, so that it will not get broken or tampered with.

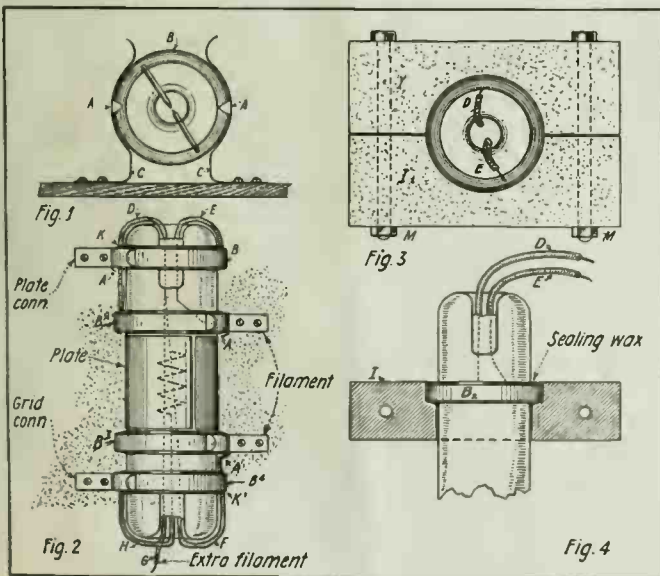
With this in mind I constructed a holder which has no wires to connect and at the same time makes good connections, and is not apt to fall out of place and break.

The construction of the holder can be seen from the drawings. The rings, B1, B2, B3 and B4 are made of nickel plated brass pipe which can be obtained from any plumber or hardware store. The rings are made about 3/16 or 1/4 inch wide, and 1 1/4 inch in diameter. As can be seen the rings are held on the tube by sealing wax.

The best way to do this is to make a wooden mold as shown in figures 3 and 4. It will be necessary to get the wax good and hot in order to make it run in the mold. A hot knife blade will help a great deal in pressing the wax into place and smoothing it up afterward.

It is important to put the rings B2 and B3 on first, but connect the filament wires D and F before this. Then the other two rings may be put in place. A short piece of rubber tubing should be put over the wire at K and K1, where the filament wires go under the outside rings.

It will be seen from the drawing that the rings B and B2 are farther apart than B3 and B4. This arrangement makes it impossible to get the bulb connected up backwards as it will only fit one way. The clips are made as shown in figures 1 and 2. No dimensions are given as the builder will make them to suit himself anyway. In cutting out the strips for the clips, which are made of spring brass, do not forget the lugs A, figures 1 and 2. The purpose of these is to hold the bulb from falling or sliding downward. The wires should be soldered to the rings before the wax is put in as soldering would melt the wax. The extra filament wire G, can be left short and can be soldered on to lead F, when necessary. It can be seen that this method has many advantages over the regular way, as it is a very good idea to remove the bulb and lock it up when leaving the station, so that it can not be tampered with or broken.



The Audion Detector, Especially of the Tubular Form, Is Always a Difficult Instrument to Mount and Connect. The Present Design of Holder Solves the Problem Satisfactorily.

FRENCH BUILD RADIO TO AID AMERICA.

The French navy has just entered the international contest for the honor of building and possessing the most powerful wireless station in the world.

In support of its claims that its newly constructed station exceeds all others now in operation, the French navy has just demonstrated its ability to send messages as far as Australia. The stations there, which registered the messages from the new French naval station, were not powerful enough to acknowledge by wireless their receipt, but had the courtesy to reply by ordinary cable that the French wireless communications had been received.

The new French nayai wireless station is in reality an acknowledgment of gratitude of the French navy to the United States for its entrance into the war.

The moment America made its formal declaration of war against the enemies of France, the French navy decided to erect immediately a powerful wireless station that would put France into constant and sure touch with America. It was planned also as a very effective safeguard against the submarines for the stream of troop ships and munition convoys which it was realized would soon be headed for France.

A site was accordingly chosen on the French coast, where it was most likely that one of the American naval bases would be established, and from where it would be able to pick up with the greatest degree of certainty distress messages from any American boat that might encounter a submarine.

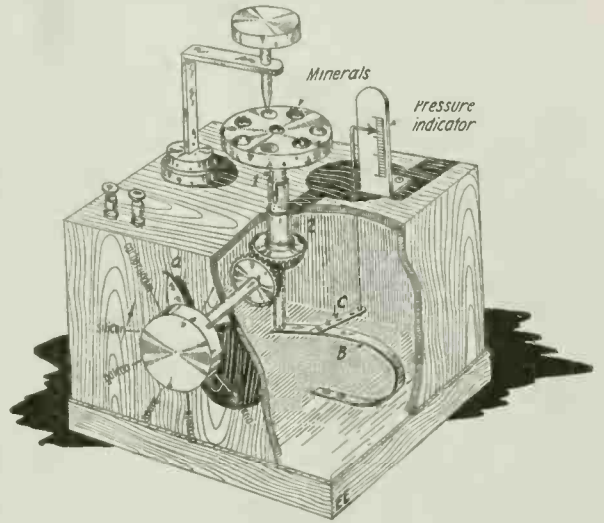
The metallic pylons of the French station are over 600 feet high. Perfected electrical

equipment makes it possible to send out waves that will be received at any distance at which they can be picked up in the form of musical sounds instead of the ordinary crack-crack of the wireless. As a result of these musical intonations the receiver is always able to pick out the waves of the French wireless plant from all the other storm or wireless waves with which the air may be filled.

Waves can be sent out with a length of from 3,000 to 13,000 yards

A RESEARCH TYPE OF DETECTOR.

Herewith I present drawings and specifications of a detector comprising two dis-



This Form of "Research" Radio Detector Will Prove Extremely Valuable in Conducting Qualitative Tests on Various Crystals, as the Relative Pressure Applied on Each Crystal Is Indicated on the Scale.

tinct merits. First—that it can be determined what pressure each mineral requires, pressure being recorded on the upright scale. Second—That the detector cup is made movable by means of gear-wheel attachments, and a graduated scale on the front of cabinet shows which mineral is under point of detector; other minerals may be brought under the point by turning the handle which revolves cup. It will be an easy matter to compile a set of pressure readings for each mineral contained in the cup, and from this a fair idea as to just what pressure each mineral requires, will be had.

As will be noted, no measurements are given; first, because the detector parts may be of different construction and material; secondly, because different size cogs may be used, as a whole any material on hand may be used if the original idea is carried out.

Contributed by

E. T. J.

(approximately 2,700 to 11,890 meters) and which, as has already been demonstrated, carry as far as Australia.

The electrical apparatus furnishing the current for these waves is capable of producing 600 horsepower.

DR. FERDINAND BRAUN DIES.

Dr Ferdinand Braun, who shared the Nobel Peace Prize with Marconi in 1909, died April 20th in Kings County Hospital, in Brooklyn, in the sixty-eighth year of his age. He had been living with his son, Conrad, having come to the United States in 1915 as a witness in the litigation between the Marconi Company and the German company which then operated the wireless plants at Sayville, L. I., and Tuckerton, N. J. He had made a study of wireless since 1898, and it was claimed by his adherents that his discoveries had made the Marconi system possible.

His system of wireless transmission was used in Germany. He was born in Fulda, Germany, June 6, 1850, and graduated from the University of Berlin in 1872, with a work on the vibration of chords. He was for some years a professor of physics in Strassburg and Karlsruhe, and for ten years in the Tübingen University.

The How and Why of Radio Apparatus

By H. WINFIELD SECOR, Assoc. I. R. E.

NO. 9—TELEPHONE RECEIVERS.

From time to time we will describe one particular instrument used in either the radio transmitting or receiving set, explaining just how it works, and why. We have received so many requests from new readers asking for such explanations that we have decided to publish this matter in serial form. In the course of several issues all of the principal transmitting and receiving apparatus will have been covered. The subject for the ninth paper is TELEPHONE RECEIVERS.

THE telephone receiver as applied to radio-telegraphy and telephony is one of the most sensitive electrical detecting instruments ever devised. However, this does not mean that the radio receiver, as it is usually termed in wireless parlance, is the most efficient detector of weak electric currents. Quite the contrary, for it has been ascertained that such a receiver has an over-all efficiency of only five per cent!*

It was found by H. Abraham that less than one one-thousandth of the energy in the received current is transformed and transmitted to the air in the form of sound waves. Siemens conducted investigations which proved that the force of the air vibrations operating on a transmitter or microphone is ten thousand times greater than that of the vibrations reproduced by the receiver. Thus we see that the radio and electrical investigators of to-day have an excellent opportunity to devise and perfect a translating device of this nature that will show a higher efficiency than five per cent. Doubtless this ratio between input and output will eventually be raised to 50 or 75 per cent by some new principle of engineering design.

With all the losses in the telephone or radio receiver, however, it is interesting to note the infinitesimally small amount of energy required to give good clear signals or sounds; in fact, its sensitivity is almost incredible. Preece's investigations indicated that sound could be heard from a receiver when actuated by a current as small as .000,000,000,000,6 ampere. Tests by Kennelly indicated a minimum current of .000,000,044 ampere. For good radio communication the received current should be equal to 40 micro-amperes, thru 25 ohms total antenna circuit resistance; this is equivalent to 40×10^{-6} watt = 4/40 erg per second. For audible signals the received antenna current should be about 10 microamperes thru 25 ohms total aerial circuit resistance; this is equal to 2.5×10^{-6} watts or 1/40 erg per second.

Referring to Fig. 1, A-B, there is shown a sectional view of a typical watch-case radio receiver. In general this receiver follows the same design as that of the standard telephone receiver, with the difference that in this case the permanent steel magnets are concentrated in a small ring so as to occupy less space. Two or more hardened steel magnet rings are used in the watch-case 'phone to which there are mechanically secured two soft steel pole-pieces, on either of which a magnet coil is wound as indicated. The metal (or molded insulation) shell of the receiver carries a threaded cap with an opening at its center, thru which the sound waves produced by the vibrations

of the soft iron diafram pass to the ear chamber.

Practically all radio receivers follow this design, altho there are several types that have been tried which deviate somewhat from the principle here involved.

The receiver here shown is similar to the standard watch-case telephone receiver, with the exception that the magnet coils are wound to have a total or joint resistance of but 75 ohms for ordinary telephone work, whereas for translating radio signals, and owing to the very minute current available to act on the receiver, the two coils are usually wound to have a joint resistance of from 1000 ohms to 3000 ohms or more. The standard receiver for radio work has 1000 ohms resistance, or two thousands ohms for a set of two receivers connected in series. The magnet coils should, of course, always be wound with a pure insulated copper wire, and the size of wire used depends upon the resistance desired, varying from No. 36 B. & S. gage for a 75 ohm 'phone to No. 42 or smaller for a 1000 ohm or higher resistance 'phone.

The permanent steel magnet in the receiver sets up or maintains a constant magnetic force acting on the iron diafram, this action being more apparent from Fig. 1-B; thus when the receiver cap is screwed down properly, the diafram will be held rigidly at a slight distance from the pole-pieces, and will be pulled slightly toward them under normal conditions. The flux from the permanent magnet passes up one pole-piece across the air gap to diafram, thru the diafram to the second air gap, thru the second pole-piece and thence completes the magnetic circuit. If the cap is not screwed down sufficiently tight, or if the magnets are not properly adjusted, the permanent magnet flux may be sufficient to pull down the diafram against the pole-pieces in which event the receiver has to be overhauled, or the trouble may be overcome by tightening up the cap, or also in some cases it becomes necessary to place one or more paper rings under the diafram where it rests on the shell.

The action of the telephone or radio receiver is the same in every case. The vibration of the diafram so as to set up acoustic waves in the air is caused by sending a current of constantly changing strength around the coils wound on the soft iron pole-pieces. These currents in the case of the telephone are controlled by a microphone in a well-known manner, and each current fluctuation along the circuit follows accurately the fluctuations of the voice. These current fluctuations, which often occur at a rate of several hundred cycles per second, pass thru the magnet coils in the receiver and cause constant changes in the magnetic flux acting on the diafram: the flux from the electro-magnet coils either strengthening or weakening the flux from the permanent magnet which acts normally on the diafram, keeping it under constant stress. Where great sensitivity is desired, it is claimed that a permanent magnet thus used to "stress" the diafram causes it to respond more quickly and easily to weak currents. It is becoming standard practise in the telephone field to make more and more use of plain unpolarized receivers, which have been found to reproduce speech in a perfectly satisfactory manner.

Probably the most important part of the receiver is the diafram. This is usually made of a high grade soft annealed iron which is then coated with Japan to prevent

rusting, and in the best types of radio receiver the diafram is *Sherardized* to prevent rusting. Gold plated diaframs have also been used. The diafram of the receiver fulfills the all-important function of transforming the vibrations created in the magnetic field into corresponding vibrations of the air which constitute sound. The diafram operates first as a part of the magnetic system, incidentally as part of the electric system, and finally as a mechanical vibrating system. In each of these relations, faithful reproduction of the original sound or signal requires that the motion of the diafram shall correspond in respect to direction and relative amount, with that of the electromotive-force applied to the terminals of the electric circuit, this in turn being assumed to correspond faithfully to the vibrations of the original sound.*

For radio receiver circuits where the current is usually of the order of a few millionths of an ampere, and the voltage but a few millionths of a volt, it has been found that several parts of the receiver need re-designing and will bear a number of changes in proportion that would not augur well for the same receiver if it were to be utilized on a standard telephone circuit, where plenty of current and voltage are available. Experience in radio receiver design has shown that the diafram should be slightly less than two inches in diameter and clamped firmly all around the edge, the diafram itself being between four and eight mils thick. The natural pitch or vibration period of the diafram will be higher as the diameter and the thickness decrease, and vice versa.† In most cases the pole-pieces should be so near to the diafram as almost to pull it against them, and for this reason the magnet pole-pieces should be adjustable, as it will be found in practise that temperature has considerable to do with the best operation of the receiver, the diafram expanding and contracting considerably under changes of temperature, which may easily range from several degrees below zero in northern climates up to one hundred and fifteen degrees Fahrenheit in the Tropics.

The technical consideration of the action taking place in a radio or telephone receiver is best understood perhaps by analyzing the changes occurring in the magnetic circuit, which is of course the all-important factor involved in the transformation of electric currents into sound waves. The pull on the diafram is approximately proportional to Φ^2 , where Φ is the magnetic flux passing from pole to pole thru the metal of the diafram. A current in the windings makes the pull $(\Phi + d\Phi)^2$. The increased pull due to the current is proportional to $2\Phi d\Phi$, neglecting a relatively small quantity. Therefore, the greater the permanent flux, the greater the efficiency of a good instrument. The flux is increased by strengthening the magnets or by using thicker diaframs, also by reducing the air gaps between the diafram and pole-pieces, but magnetic saturation of the diafram sets the limit to useful increase of strength of magnet, as readily becomes evident. If, with a certain thickness of diafram we unnecessarily increase the strength of the magnet in the receiver, the superfluous magnetic flux which cannot be

(Continued on page 210)

* Shephardson, "Telephone Apparatus," 1917.

† W. H. Eccles, "Wireless Telegraphy and Telephony," 1916.

* G. W. Pickard, *Western Electrician*, 58: 899, May 6, 1911.

THE HOW AND WHY OF RADIO APPARATUS—RADIO RECEIVERS

<p>Thread Cap Permanent hard steel magnets Soft steel pole-pieces Air gap flux Pole-pieces Binding post Cap opening Soft iron diaphragm Electro-magnet coils Vibratory diaphragm</p> <p>WATCH-CASE TYPE RECEIVER ①</p>	<p>WATCH-CASE 'PHONE DETAILS ②</p>	<p>"BROWN" TUNED REED RECEIVER ③</p>
<p>THE MONOTELEPHONE ④</p>	<p>CONDENSER TELEPHONE RECEIVER ⑤</p>	<p>THERMAL TELEPHONE ⑥</p>
<p>THE "PIERCE" DYNAMOMETER TELEPHONE ⑦</p>	<p>THE "BALDWIN" TELEPHONE ⑧</p>	<p>ADJUSTABLE POLE-PIECE 'PHONE ⑨</p>
<p>"LEACH" ADJ. DIAPHRAM 'PHONE ⑩</p>	<p>THE "BERGER" MONO-TONE RECEIVER ⑪</p>	<p>THE "ADER" TELEPHONE RECEIVER ⑫</p>

(For Description See Opposite Page)



Making a Six-Foot Piano Lamp

THE piano lamp here described may, of course, be constructed to suit the fancy of the individual as to finish and design. The finish desired will alter the kind of wood to be obtained. For a ma-

semble the dotted lines in Fig. 2 and the hole will extend completely thru the post. Now cut off one-half inch from AF (Fig. 2).

For the base take the 12"x12" piece and cut out a circular piece with as large a diameter as possible. Screw this onto a face-plate and insert in a lathe for turning. Fig. 3 shows the pattern. A hole 1 1/2" in diameter is bored thru the center of the piece. Another hole (A-Fig. 3) 3/8" in diameter is bored from the edge of the base to the inside hole and parallel to the bottom.

We will now leave the woodwork and turn our attention to the electrical details.

ELECTRICAL DETAILS.

Material—1 brass piece A-Fig. 4; 1 brass nipple to fit threads in the bottom of the brass piece (B-Fig. 4); 1 brass flange to fit the nipple (C-Fig. 4); 1 attachment plug; 2 brass pull-chain sockets (D & D Fig. 4); 11 feet of silk covered two-wire lamp cord.

The brass piece (A Fig. 4) is made especially for the purpose. I found it at a hardware store that deals largely in lamps. It consists of a heavy brass tube tapt at the lower end and fitted at the upper with a piece as shown in the figure, from which two nipples extend to screw the sockets onto. This upper part is hollow to provide a place to make connections. Up thru the center of the cup thus formed and extending some distance above the top, is a rod threaded at the upper end and fitted with a nut. The cup is also provided with a cap with a hole in the center to pass the upright rod.

I took the above piece to an electrical supply house and had the nipple and flange fitted to the bottom.

The plug is either a crew plug or one that has two prongs which fit into slots in the socket.



What is More Graceful and Pleasing Than a Reading or Piano Lamp of This Style? Full Details for Turning the Wooden Column, Wiring the Lamps, Connection Cord, Etc., Are Given Herein.

hogany finish either birch or whitewood may be used as substitute for genuine mahogany. I used whitewood and the result was entirely satisfactory, both as to the finish it took and the ease with which it was worked. In the following explanation I will describe the lamp as I built it, but as aforesaid the design may be altered without difficulty.

WOODWORK DETAILS.

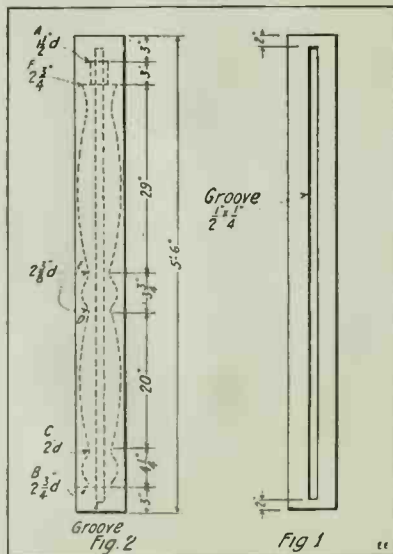
Material—Two pieces 2"x4"x5'6". One piece 12" square by 3" thick.

Plane one 4" side of each 2"x4". Running lengthwise thru the center of each of the planed sides cut a groove 1/2" wide and 1/4" deep. These grooves extend to within two inches of each end (Fig. 1). (Grooves may best be made with a dado saw.)

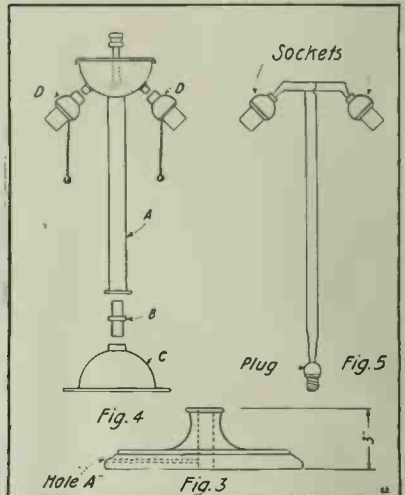
Now glue the pieces together, planed sides next to each other. You now have a piece 4"x4"x5'6" with a hole 1/2" square extending thru the center to within two inches of each end. (When gluing be careful that no glue laps over into the center hole.)

When the glue is thoroly dry the piece is ready for turning. The two inches of solid wood at each end affords a grip for the head and tail pieces of the lathe. Fig. 2 shows the piece ready for turning and the dotted lines show it as it will be when it is turned up. (Observe dimensions carefully.)

After it is turned and smoothed with fine sandpaper, remove from the lathe and cut off at A and B (Fig. 2). It will then re-



Clever Method of Making the Turned Lamp Column from Two Pieces of Thin Stock Glued Together.



Arrangement of Lamp Sockets, Wiring Diagram and Detail of Turned Wooden Base With Hole for Connecting Cord.

The chains on the sockets will probably be too long. To remedy this screw both sockets onto the nipples on the post and set the post on top of the wooden post. You will then see how much too long the chains are and how many beads it will be necessary to take off. Now remove the sockets and dis-assemble each. Take the inside part and you will observe that the chain runs thru a short tube and over a small drum. At the end of the drum the end bead of the chain fits into a slot. Remove the chain from the slot and take off as many beads as you wish. When this is done put what is now the end link of the chain into the slot and reassemble the socket.

The cord may be obtained in brown, red, or green. A color should be chosen that will look well with the shade you select.

ASSEMBLING.

Pass one end of the twin conductor lamp cord thru hole A in foot (Fig. 3), and up thru the large one. Then pass it up thru the hole in the vertical column. Now cut off about six inches of the end of the cord, remove the outside silk covering and the cotton covering of each wire leaving two six-inch rubber covered wires. Take one of the sockets apart and screw the top part onto one of the nipples on piece A (Fig. 4) and lock it with the set screw provided. Remove the rubber from each end of each of the six inch wires. Pass an end of each wire thru the nipple and top of the socket.

(Continued on page 210)

An Electric Oracle

By THOMAS W. BENJAMIN

THE power is not given to all persons, or for that matter to any person, to look into the future and see what is in store for them. Still quite a lot of amusement may be obtained from the electrical instru-

trations. At Fig. 1 is shown a side view of the device. At A is a small battery motor mounted on a shelf. The cardboard or tin disk is shown at B, and is mounted on the motor shaft by means of a wood disk C, which may be cut from a small spool.

The window H allows the answers on the disk to be viewed. The window may be of any convenient size and covered with glass if desired. After determining the width of the window, the face of the disk should be divided up in a number of parts of the same width.

Inside these divisions the "answers" are written or printed by means of a pen. The edge of the disk is nicked between each answer and a light spring attached to the front of the box bears against the edge of the disk and dropping into the notches will stop the disk with a reply directly under the window.

The microphone on the front may be a regular telephone transmitter. The relay can be easily made by following the details shown in Fig. 4. The magnet can be taken from a high-resistance polarized ringer, the armature is a strip of brass bent into a loop at one end and placed over the support G, bent as shown. An iron piece is riveted on opposite the magnet. The contact F is supported by a brass standard and makes contact with the brass strip when the magnet attracts it.

The complete wiring diagram is illustrated at Fig. 5. The switch S, serves to open the two circuits when the apparatus is not in use. Two binding posts are provided to which two handles are connected. These posts are shunted across the "break" of the relay and in addition to adding to the mystery of the device, will at times give the person holding them a slight shock, due to the reactance of the motor. They likewise reduce sparking at the contacts.

To use the oracle, close switch S and grasp the handles. Holding the mouth about two inches from the mouth piece of the transmitter, speak clearly and distinctly into the transmitter. The disk will start to spin and stopping, will give the answer to the question asked. The replies may consist of any words, for instance, "Certainly," "Yes," "No," "How Foolish," "Of Course Not," "Without a Doubt," "Act Sensible," etc.

A RELIABLE WEATHER GLASS

A test tube about 10 inches long and $\frac{3}{4}$ inch in diameter is fastened to a base or hung up by a wire. In this test tube are put 2 drams of camphor, $\frac{1}{2}$ dram of potassium nitrat, $\frac{1}{2}$ dram of ammonium chlorid, 2 ounces of pure alcohol, 2 ounces of water. If the ingredients do not mix easily, tube should be put in warm water or shaken thoroly. After a cork is put in the tube, it is ready for work.

Following is the weather, which the changes in the liquid denote:
Clear liquid—Bright weather.

Crystals at bottom—Thick air, frost in winter.

Dim liquid—Rain.

Dim liquid with small stars—Thunderstorms.

Large flakes—Heavy air, overcast sky; snow in winter.

Threads in upper part—Wi dy weather.

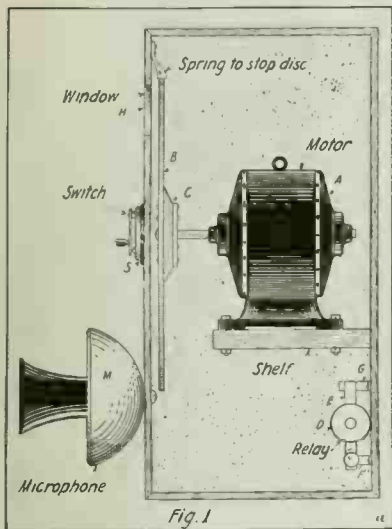
Small dots—Damp weather, fog.

Rising flakes which remain high—Wind in upper air.

Small stars in winter on bright, clear, sunny days—Snow in a day or two.

Contributed by

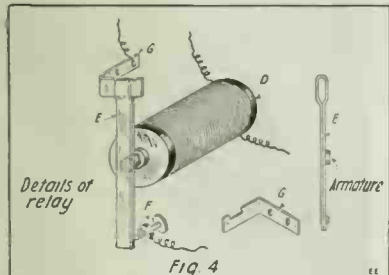
GEORGE EDWIN SPITZMILLER.



Mystery Is the Keynote of All Successful Puzzles and Games. It Is Also the Leading Card in the Deck of Surprise Answers Given by this Electric "Oracle." Ask It a Question and the "Answer" Appears Before You.

ment described herewith that purports to tell of events to come. Those who are particularly superstitious will treat the device with awe till it springs a joke on them.

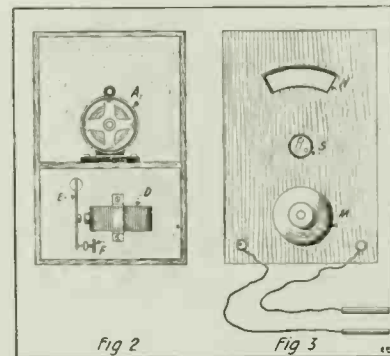
It consists essentially of a box containing a small battery motor and a sensitive relay, the latter being controlled by a microphone mounted on the front. When a question is spoken into the microphone it will cause the relay to close for a certain length of time and start the motor. The latter has fastened on its shaft a disk of cardboard or thin metal that has a series of answers written on one side. An opening in the front of the box allows these answers to be viewed. Naturally after the disk stops revolving, the answer directly under the opening is the reply to the question asked the device.



The Sensitive Yet Simple Design of Motor Control Relay Used in the Electric "Oracle."

The fact that they are ridiculous at times makes the apparatus all the more interesting.

The construction is simple and the details can be seen in the attached illus-

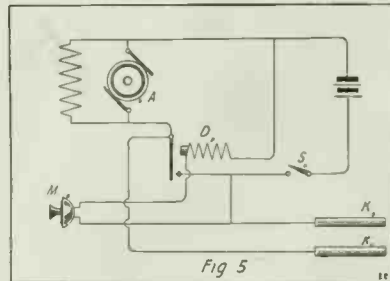


Front View and Interior View With Cover Removed, Showing the Simple Motor and Control Relay of the Electric "Oracle."

INVESTIGATION OF INDUCTANCE COILS.

Extensive research on the inductance and resistance of standard coils at different frequencies has been carried out at the Bureau of Standards. A careful study has been made of the factors which cause the inductance of a coil to decrease and the resistance to increase with increasing frequency of current. The most important of these are (1) electrostatic capacity between the windings, (2) energy loss in the insulating material caused by dielectric hysteresis, (3) skin effect in the conductors, and (4) eddy currents in neighboring masses of metal. The effect of all of these can be reduced by proper design.

A large number of coils have been constructed and measurements made to determine the change of resistance and inductance with frequency. Methods have been devised for determining the effect of each of the factors enumerated above on these coils. The experimental determination of the skin effect has been found most difficult. In order to check the experimental values on skin effect theoretical formulas are needed. At present the only satis-



Electric Circuits of the "Oracle," Including a Shocking Circuit Provided With Metal Handles, So That the Mysticism Produced May Be Still Further Deepened in the Minds of the Uninitiated.

factory formulas are those which apply to a straight wire. By means of a new method other formulas are being developed.

A Reversing Switch for Small Motors

By ALLEN Q. SJOHOLM

NO doubt many of the readers of this magazine are owners and operators of small low-voltage motors. Some of these motors have already been provided with reversing switches by the manufac-

turer, but the majority are not so well off. I present, herewith, details for the construction of such a switch.

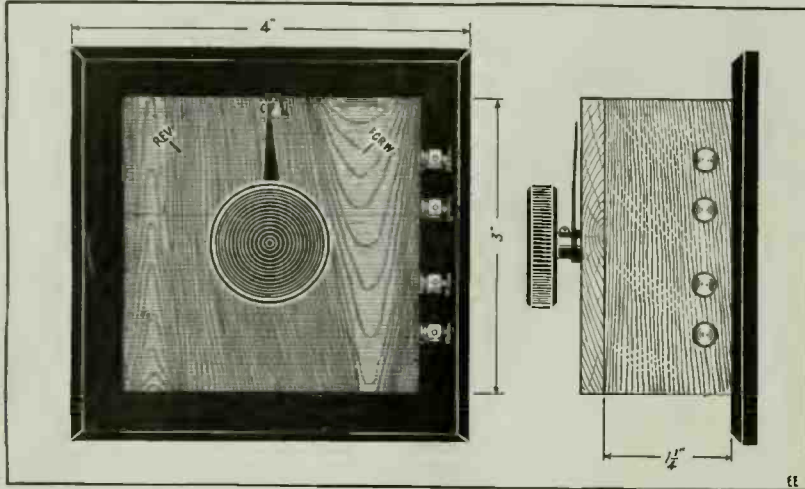
It will not be hard for the constructor to assemble this instrument, but he must observe at least two things: First, he must see that the brass strips are in good contact with the switch points, and, second, that the indicator and movable piece agree. The reason for fastening the sides by screws is this: If something should go wrong inside the box, only the sides need to be removed in order to get at it.

The various positions of the movable piece according to the indicator are found in the drawings. All connections can be made more easily from the drawings, so I will omit them here.

The constructor can stain or paint his instrument any color that he may desire. If he does not, it should at least receive a coat of shellac.

It is a very good plan for the constructor to paste or cut the numbers of the binding posts on the top. These numbers will be found in the drawings. To save time and trouble, a diagram of the connections from the switch to the motor should be fastened to some convenient place on the instrument. This diagram will also be found in the drawings.

This design of switch lends itself to many other problems besides that of reversing motors. It can be used effectively in three-way lamp control systems in conjunction with the usual type of three-way switches. It serves as a four-way switch.



Front and Side View of Small Motor Reversing Switch Here Described. It Has But Very Little Movement and This Feature Alone Will Commend It to Every Experimenter. It is Also Small in Size and Lends Itself Well to Many Different Purposes.

ture, but the majority are not so well off. I present, herewith, details for the construction of such a switch.

This switch is of convenient size; it is simple in construction and operation; it may be mounted on a switchboard or it may be used wherever the motor is located.

The wooden pieces of this instrument are all of 1/4-inch oak or any such hard wood. They should be well planed and sanded if you wish a neat-appearing instrument.

The base or back is four inches square. All the edges have a 1/8-inch chamfer. A larger one will not look well. Holes may be drilled near the edge so that the instrument may be fastened to the switchboard if so desired.

The top of the box that fits on the base is 2 1/2 inches by 1 1/4 inches. It has a groove, cut lengthwise thru the middle, 1/4 inch wide, 1/8 inch deep, continuing the whole length of the top. On the base side of the groove are four holes to receive binding posts. The bottom is exactly the same as the top, except in that it has no holes for binding posts.

The sides are 3 inches by 1 1/4 inches; they are without grooves. For reasons that will be explained later, they are fastened to the other parts by screws, not nails.

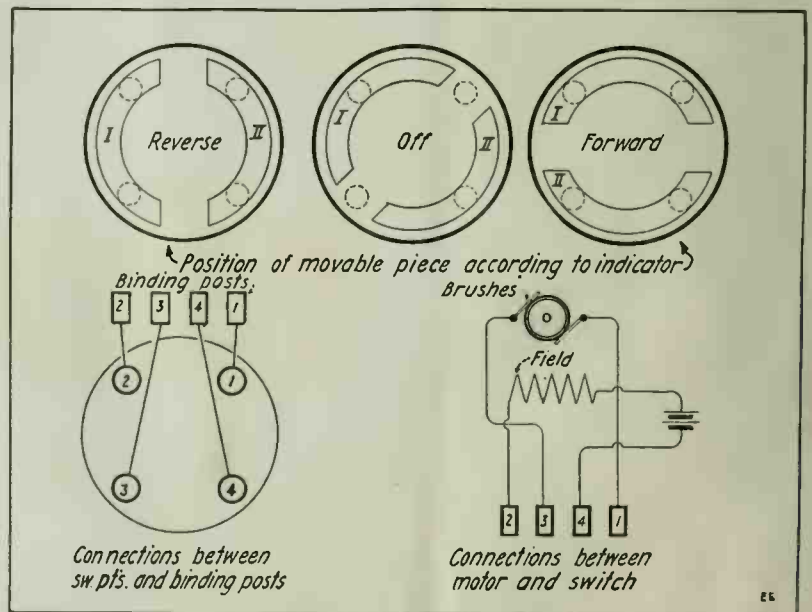
The front piece is 3 inches square. In the center is a hole large enough for the shaft to turn in easily. The location of the points "forward," "off" and "reverse" may be found in the drawings.

The inner base is 2 1/2 inches by 2 1/4 inches. It must be made thin enough to fit in the groove in the top and bottom. Like the front piece, it has a hole of the same size in the center. Located on a circle 1 1/2 inches in diameter are four holes to receive switch points. These holes are placed so as to form a square whose sides are parallel to the sides of the box.

The movable part is of fiber 1/4 inch thick. On the side facing the inner base are fastened two circular pieces of sheet brass or

least 1/4 inch wide. Their ends must be at any rate 1/2 inch apart and not more than 5/8 inch apart (see drawing).

The shaft or shank can be made from a nail; about an eight-penny. It is first cut to the required length. The shaft passes thru the hole in the center of the inner base; thru the movable part, and thru the front piece. To make it work more easily, a washer is placed between the head of the



Wiring Diagrams and Successive Positions of Movable Blades of Motor Reversing Switch. This Switch Can Also be Utilized as a "Four-Way" Switch in Composite, Three-Way Light Control Systems.

Needless to say, if the directions are carefully followed, the constructor can expect a good reversing switch as the result of his labor, troubles, etc. And he will find plenty of both if he isn't careful. So "Safety First."

DEPOSITING SILVER ON GLASS.

The experiment which I am about to describe has three uses: It shows a test for cream of tartar; to prepare Leyden jars for copper plating; it illustrates the principle of silvering mirrors.

Begin with a test tube or a thin glass vessel that is scrupulously clean. In this proceed to make a fairly concentrated solution of silver nitrat (AgNO₃), which is procurable at any drug store. To this add a little ammonium hydroxid (NH₄OH) and some cream of tartar (baking powder). Now warm until a deposit of silver forms on the walls of the vessel.

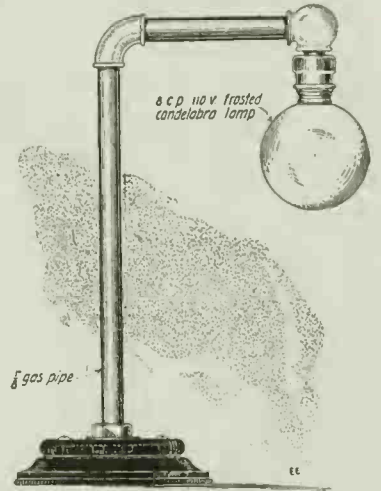
Nothing ever found in baking powder except cream of tartar will cause silver to precipitate from a solution of silver nitrat

A HOME-MADE READING LAMP.

When drawing or reading, a good light is often necessary nearby. A reading lamp may be easily made from some old gas piping and odd parts, which tho not quite ornamental enough to adorn your library, will serve very well when you are "burning the midnight juice" in your den, trying to solve "trig" problems.

The base of the lamp is made of a rather heavy paper weight which has a few ornamental beads turned on it for appearance. On the top of this an old switch base is fastened with two machine screws, which

thread into holes in the paper weight tapt for that purpose. The weight should be at least 4" in diameter.



A Home-Made Electric Reading Lamp Constructed from Some Pipe, a Wooden Base and a Lamp Socket.

A piece of 1/8" gas pipe 8 1/2" long is then fastened to the switch base by two gas pipe nuts on either side of the switch base. The illustration shows the top nut as well as the bottom nut which fits into the hollow of the switch base. An elbow is screwed into the top of the pipe carrying another 2" piece of pipe.

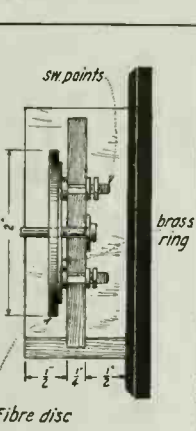
This short piece has at its other end the sort of elbow usually used on gas lines at the burner. A standard candelabra socket is screwed into this elbow. The wiring is carried down into the base where it connects with flexible cord and connecting plug and is let out of the base by a 1/4" hole diametrically thru the paper weight. An 8 c.p., 110-volt, frosted, candelabra bulb will be found very satisfactory, not hurting the eyes and giving a good illumination. The whole lamp may be painted with black paint, such as Japalac, which adds considerably to its appearance.

Contributed by ALBERT H. BEILER.

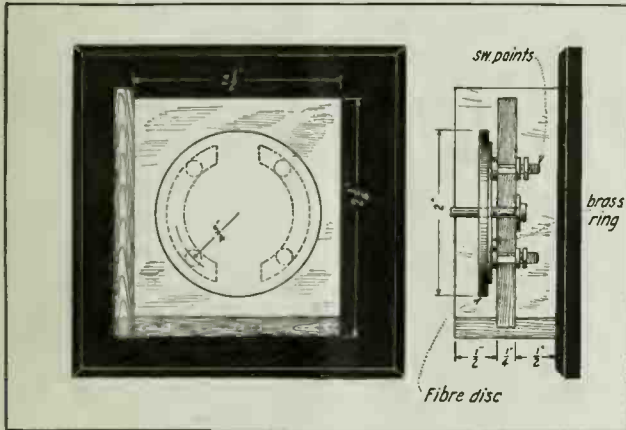
CAT SHOCKER.

Many a night when you were just about going into the land of dreams you were prevented from further enjoyment by musical echos in your back yard academy. I have devised a way to stop "Tom" from making his nightly debut on your back yard fence, and it will now be up to him to hire another hall.

Most amateurs are not using their coils at present and are at a loss to know what to do with them. I will tell you. Cut up several pieces of tin 2" x 3", 12 or 14 will do, and nail them along the top of your fence, separating them about 8 or 10 inches. Now run two well insulated wires along the side of the fence. These should be connected to the secondary terminals of the spark coil. Connect them as described in diagram and you won't be bothered with any more feline opera concerts. When "Tom" gets his two front feet on one strip and his back feet on the other, press your key and "Tom" will see stars.



Contributed by FRANCIS ZIESSE.



Front and Side View of Handy Reversing Switch for Small Motors, Lamp Circuits, and Dozens of Other Problems Beseetting Every Electrical "Bug."

and ammonium hydroxid, so by means of this experiment one might test baking powder for the presence of cream of tartar. Then a silver deposit formed in this manner could be used as a basis for plating copper on a jar to make a condenser. A mirror can be made by warming a small piece of glass and flowing over it a solution of the constituents previously mentioned.


Contributed by SHERMAN S. GARRETT.

Years ago many an experimenter would try to make a sail boat move by a fair "wind" produced by a huge bellows mounted on the stern of the boat. It was found impossible because the reaction on the bellows was equal to the action on the sail.

It pays to study mathematics, for with its aid one is enabled to solve some of the most mystifying things that occur in science.

AUTHORS!!!

All matter intended for publication—not only by us, but by any other magazine or newspaper as well—should be written on one side of the paper only and in ink. If it isn't, somebody else must copy part of it off on another sheet before it is given to the printer.



Do You Own a Spark Coil? If So, Then "Cat Concerts" or the Back-Yard Fence at Midnight Are Soon Brought to a Grand Finale. Hook Up the Coil With Some Tin Plates Scattered Along the Fence. The Spark Coil Will Do the Rest.

An Electric Hour-Striking Mechanism

By THOMAS REED

An earnest "Bug," who had evidently just completed an electric clock according to specifications, wrote me asking how to make a striking-mechanism to go with it.

to describe its perfections, and by that time it was three o'clock.

"Now," said he, "it's going to strike." It did; Ye Gods, it did. It struck the three, and then went on to get all its striking done up for the day. The inventor, his face a beautiful pink, thumped on the case to remind the mechanism of its duty, but nothing doing. At the twenty-seventh stroke, his endurance gave way, and he stopt it by poking a finger in the works.

It was a dirty trick for baby to play, just when papa's \$50,000 depended on his speaking his piece right. Sometimes clocks are almost human.

Well now, to return to that "Bug," his letter seemed to bring a sort of inspiration with it; and after telling him dolefully to save the problem, with perpetual motion, to think over at night as a cure for insomnia, an answer to it happened along just as casually and naturally as a fellow dropping in to cut off your gas meter for arrears. So as the "Bug" (whose name was Walter Franseen) furnished the inspiration, he is hereby declared joint inventor of the apparatus, which is shown in Fig. 1.

To begin with, while this mechanism could be incorporated with the time-works, it's better to drop it down below, and connect it with the hour-hand arbor by chain and chain-wheels, or even pulleys and a rubber band, as there is almost no power to be transmitted. In that way, you can have the pleasure of seeing it go; and if it cuts up any shines, as the baby boy did, you can get at it handily with a half brick or a hammer.

As the picture is drawn, the clock is just ready to strike one. The cam *A*, attached to the *minute*-hand arbor of the clock, and moving in the direction indicated, is about to let drop the flat spring *D*, which rests on the cam at *D*¹. When the spring does drop, the point on it where the *D* is marked strikes on the contact point *C* and completes the entire electrical circuit. Follow it around. It first enters the little forked trigger *CC*. The bent top of this trigger forms a contact with the flat spring *KK* at the point *JJ*. On goes the circuit, thru the battery *BB*, support *AA*, spring *LL*, across to contact *Q* at point *R*, thru the magnet *L*, and so back to *C*, where we began.

Now, what happens? The magnet *L*, of course, is energized and pulls toward itself the armature *K*, attached to the lever *I*, pivoted at *J*, which carries the heavy hammer *EE* by its stem *HH*. Righto! But also attached to the lever *I* is the stud *N*, carrying the pawl *M*. As this pawl is pushed to the right, it pushes along the

circular rack *S*, till just as the hammer strikes the gong, it has pushed it to the extent of exactly one tooth; and the click *O* is holding that gain of one tooth, and will hold it till we get ready to make it let go.

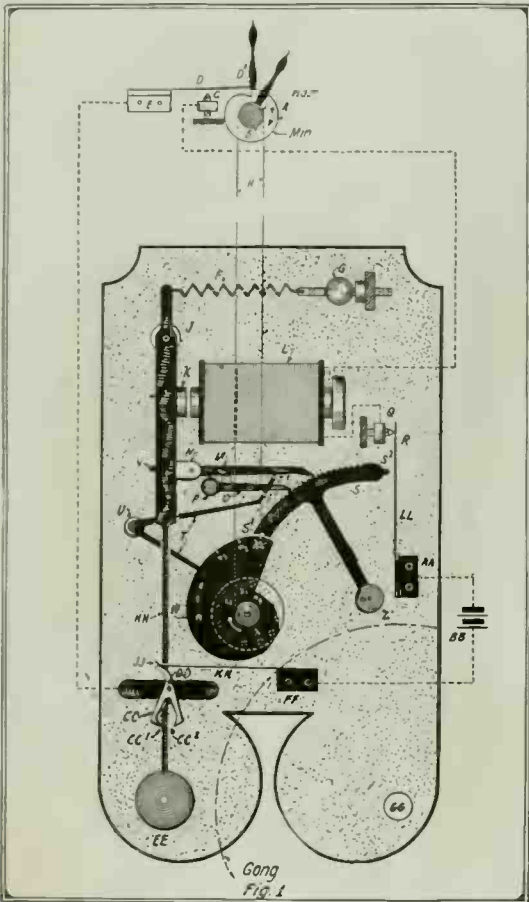
Now, having struck our one o'clock on the gong, we want to stop things. Up above, in the clock-works, of course the contact *D*, *C*, is still closed; it won't be separated for 10 or 15 minutes yet, as the cam *A* goes around with the minute-hand. But look at our excellent nubbin *S*², protruding like a sore thumb from the end of the rack *S*. The nubbin has now reached the spring *LL*, pushed against it, and separated the contacts *Q* and *R*. The magnet *L* is "killed," the armature-lever *I* is drawn back to the stop *V* by the spring *F*, and our mechanism goes to sleep till it's time to make preparations for striking "two."

Next, we introduce the volute-shaped piece *W*, well known in the clock-making art as a "snail." This snail is constantly moving in the direction of the arrow, at the same rate as the hour-hand of the clock above. Attached to the same arbor, and moving similarly, is the wheel *X*, with twelve projecting pins, *X*¹, *X*², etc.

Fifteen or twenty minutes after we have so brilliantly struck "one," the pin *X*² strikes the end of the forked lever *T*, pivoted at *U*; and *X*², continuing further, raises *T*. The top fork of *T*, which is naturally raised also, carries the two pins *T*¹ and *T*², which bear on both the click *O* and the pawl *M*.

We left Mr. Click holding up the rack *S*, and resolved to continue holding it or know the reason why. Well, the reason is here. On a little further raising of *T*, the click is lifted out of the tooth, and the rack *S* falls till the pin *S*¹ hits somewhere on the edge of the snail. The snail, however, has been moving to the right, and the pin falls at the point *W*², where the diameter has lessened by just the amount of one rack-tooth. Two teeth in all, then, are ready for our next hour-strike.

A few minutes more, and the pin *X*² drops the lever *T*, and the latter "passes the buck" by dropping the click and pawl into the rack, ready for operation. It must be remembered that when the rack *S* fell, it released the spring *LL*, and closed the contact *D*, *C*, but long before this, the contact *D*, *C*, back in the clock was opened, so we don't start yet. But we are all set again, and the instant *DC* is closed, the

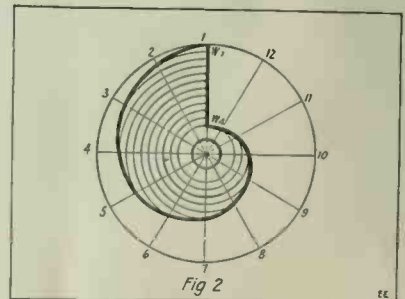


Well, Clock Flends, Did You Ever Attempt to Make an Electric Hour-Striking Mechanism to Attach on That Hall Clock? At Any Rate, Mr. Reed Assures Us, It's No Cinch to Solve the Problem RIGHT, But the Scheme Suggested Here is Said to Do That Little Job, and Do It O.K. Here's Wishing You Luck.

I had to reply sadly that I didn't know. I said I'd devoted, first and last, a large part of a misspent life to that very problem, and hadn't solved it yet, nor heard of anyone who had. It's a thing that looks as simple as fixing the back gate, till you come to tackle it, when you find some goblin of mechanical perversity lurking at every turn, with a kibosh in his hand, ready to put it on you.

Lots of people have thought they had a successful electric striker, but their tink-tums weren't reliable. A few years ago, an inventor was so sure of his, that he approached our firm for \$50,000 capital to put it on the market. It was my job to interview him.

He set his clock up on my desk, and started it going. It was nicely made, with a beautiful mahogany case, and he eyed it with the same glance a mother gives her newborn baby boy. He took half an our



How the Volute-Shaped Disc, or "Snail" as Clockmakers Call It, is Laid Out With the Aid of a Drawing Compass.

striking-operation is repeated; only now the rack *S* has two teeth to go before the
(Continued on page 210)

Electrical Laboratory Contest

(Special Prize \$5.00)

Experimental Laboratory of John E. Woodrow

THE accompanying photographs illustrate one of the most interesting, real dyed-in-the-wool Experimental Laboratories that we have ever had the pleasure of publishing. Mr. Woodrow has recently joined the U. S. Navy like many other illustrious young men thruout the country, who feel that they can do the utmost good for their government by offering their skill and talents to Uncle Sam. This youthful electrical and radio genius hails as his home town, Peoria, Illinois. Mr. Woodrow's laboratory, as the reader will quickly perceive, is not conspicuous by its size or other luxurious appointments so often associated in the minds of embryo engineers with such workshops, but what

volt-meters, batteries both wet and dry type, motor generators, rheostats of various sizes, galvanometers, X-ray tubes and other special vacuum tubes, small weighing balances, and among several hundred other things, the inevitable supply of father's cigar boxes suitably decorated with highly colored lithographs of the Queen of Sheba, or some other equally famous or possibly infamous celebrity, situated in the social scale as remote as possible from the scientific and idealistic "high-brows" of budding

AN INEXPENSIVE AND THOROUGH WAY OF LEARNING RADIO CODES.

By F. V. CAMPBELL.

The following method of learning wireless codes, without the use of teacher, other than ordinary phonograph, is as follows: In case of an Edison or other cylinder record phonograph, the student can either have a record made by a friend who is competent, or get someone to make it for him, and on reproducing the same, it will give almost an exact tone of a regular commercial wireless station, provided the record has been properly made.

A disc record would necessarily have to



he really has accumulated in his laboratory is a very complete assortment of tools and various rinktums, including miscellaneous parts of electrical apparatus so dear to the heart of every "Bug." One of the photographs shows the work bench which is provided with a small lathe driven by an electric motor, the bench also being provided with large and small hand vises, and so forth. The tool equipment includes screw drivers and files of all sizes, hack saws, wrenches, hammers, chisels, pliers, brushes, stocks and dies, wire, boxes containing a generous assortment of beloved "junk," machine and wood screws, nuts, washers, etc.

Among the other "high lights" in Mr. Woodrow's excellently equipt laboratory, we find an electric fan, storage batteries, a complete wireless receiving set and various parts of both large and small radio sets, primaries and secondaries for a large Tesla coil, electro-magnets and solenoids, small motors, parts of a Cooper-Hewitt mercury arc rectifier, as well as parts of a motion picture projector.

One part of the laboratory is devoted to "Experimental Chemistry" and contains a large assortment of the various chemicals needed by the experimenter in this branch of science, and as may be seen, the owner of this laboratory keeps his chemicals in well-stoppered bottles and tight-fitting tin cans.

In connection with the chemical and electro-chemical experiments as well as in researches in the field of fluoroscopy, there is provided a considerable assortment of electrical apparatus, including various measuring instruments, such as ammeters and

Here's a Regular Experimental Laboratory and It Was All Built Up By an Amateur—Mr. John E. Woodrow, of Peoria, Ill. Note the Complete Assortment of Tools, Chemicals and Electrical Apparatus.

Edisons and Teslas, which fact for some reason we have never been able to fathom. Why doesn't some enterprising cigar manufacturer awake to the fact that there are several hundred thousand live, wide awake electrical and radio "Bugs" in the United States alone, who could boost the sale of any cigar no matter how close its relation might be to the well-known "piece of rope," so long as little Johnny or Thomas can influence his Dad to buy that particular smoke, for the very good reason that he wanted one more cigar box to complete his nest of drawers, each of them decorated with the likeness of some great electrical or scientific personage. Just think of it "Bugs," what a glorious universe this would be, if the powers that reign in the tobacco world, would only take up this suggestion and make it possible for us to obtain a more or less complete collection of the invaluable cigar boxes decorated with the "physog's" of Messrs. Tesla, Edison, Steinmetz and Thompson.

be made at the factory, as no means are supplied whereby a person can make their own records on the discs. A phonograph is set up, with a blank record on, directed properly, and the code is then made, first, by the maker pronouncing the letter, then making it in wireless code characters, using, instead of a regular sending set, the second "C" above middle "C" on the organ, which gives approximately the same tone as a standard commercial wireless sending station. Then by word groups or letters, first pronouncing the word, then making it in the code.

The method has been tried out by the writer in learning the Continental code, and has given the most complete satisfaction. The use of the organ in making the record gives a sustained tone pitch, which is essential to wireless receiving, and sounds almost exactly like a commercial station sending. If properly made on a wax cylinder, it will continue to give clear readable signals long after the student has mastered the alphabet from it. A great many persons would like to learn the code who have practically no one to send to them, without which they are at a great disadvantage, but who do possess a phonograph, and at very small expense could either make a record, or secure one from someone who is equipt to make them.

Don't miss the article on "Harmonics—Part II"—by Prof. F. E. Austin, in the August issue of the "Electrical Experimenter." It explains the analysis of irregular shaped alternating curves.




This department will award the following monthly prizes: First Prize, \$3.00; Second Prize, \$2.00; Third Prize, \$1.00. The purpose of this department is to stimulate experimenters towards accomplishing new things with old apparatus or old material, and for the most useful, practical and original idea submitted to the Editors of this department, a monthly series of prizes will be awarded. For the best idea submitted a prize of \$3.00 is awarded; for the second best idea a \$2.00 prize, and for the third best prize of \$1.00. The article need not be very elaborate, and rough sketches are sufficient. We will make the mechanical drawings. Use only one side of sheet. Make sketches on separate sheets.

FIRST PRIZE, \$3.00

A NOVEL ALCOHOL LAMP.

Procure six or eight inches of platinum wire, about the hundredth part of an inch



An Interesting Alcohol Lamp That Burns from a Platinum Wire Spiral Or Piece of Iron Gauze.

in thickness; coil it round a small cylinder ten or twelve times, then drop it on the flame of a spirit lamp, so that part may touch the wick and part remain above it. Light the lamp, and when it has burned a minute or two put it out; the wire will then be ignited, and continue so long as any spirit remains in the lamp.

Lamps manufactured on this principle are sold by some of the chemists in New York and London.

A liquid produced from two solids: Mix equal portions of sulfate of soda and acetate of lead, both in fine powder; let them be well rubbed together in a mortar, when the two solids will operate upon each other, and a fluid will be produced.

A solid produced from two liquids: If a saturated solution of muriate of lime be mixed with a solution of carbonate of potash (both transparent liquids) the result is the formation of an opaque and almost solid mass. If a little nitric acid be added to the product, the solid mass will be changed to a transparent fluid.

Contributed by **ELLIOT RABE.**

GLASS INSTRUMENT FEET.

It frequently happens that the amateur electrician wants good insulating feet for



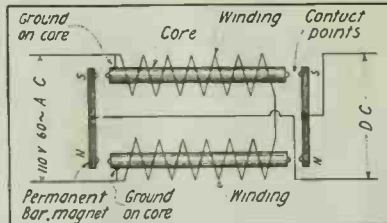
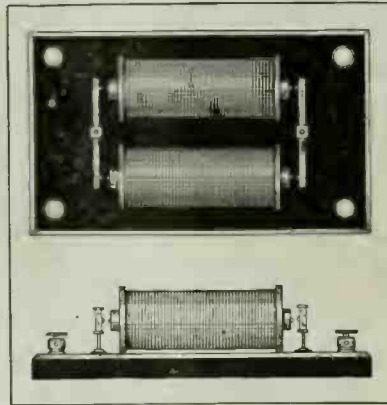
Instrument Feet from Glass Stoppers.

THIRD PRIZE, \$1.00

CONSTRUCTION OF NOVEL MAGNETIC RECTIFIER.

The drawing submitted herewith shows the construction of a magnetic rectifier that uses the whole cycle of the A. C. current all the time, which results in a current almost as steady as from a storage battery. The rectifier is made as follows: The coils are both wound in the same direction. Wire required, 1,000 feet, No. 30 S. S. C. wound on each core. The cores measure 2 inches long by $\frac{3}{8}$ inches diameter and are preferably made of soft iron wires.

Two bar magnets are pivoted in the center and placed as close as possible to the cores without touching them. One side of A. C. line is grounded on one core, the other side of line to the other core. The D. C. is taken from each pivot that holds permanent magnets. The permanent magnets should have like poles facing each



Here's a Simple Form of A. C. Rectifier That Will Appeal to Amateur Electricians.

other. The size of wire given is for 110 volt A. C. circuits. I have used this scheme and found it very satisfactory.

Contributed by **EMIL CAPPELLE.**

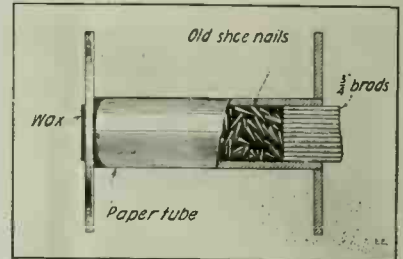
an instrument. The drawing shows an insulator made from an old glass bottle stopper glued in the base. This makes a very good insulator, being cheap and at the same time serves the purpose.

Contributed by **E. T. JONES.**

SECOND PRIZE, \$2.00

OLD "SHOE NAILS" MAKE GOOD CORES.

Of course a "bug" can use old "shoe nails." I have used them myself as the "makings" of a laminated iron core for a



The More We Divide Up An Iron Core Or "Laminate" It, The Quicker It Demagnetizes. Behold the "Shoe Nail" Magnet Core.

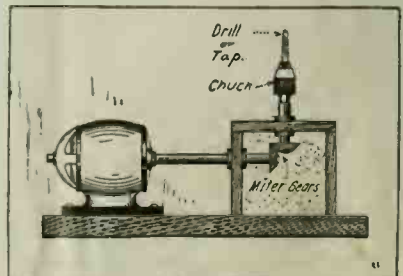
small induction coil, together with some $\frac{3}{4}$ " brads. This sketch shows how the wax was used to hold them in. The nails may be annealed by heating to a dull red and then allowed to cool slowly before placing in the tube.

Contributed by **HARRY W. DRYDEN, Jr.**

A MOTOR-DRIVEN SCREW DRIVER SAVES TIME.

A handy and practical screw driver, operated by a motor, will more than pay for itself in a short time. An electric motor is fastened at the left side of a base of wood. A small wooden structure at the right side is built of posts and a small hole is drilled at the top, to admit and allow the free movement of the steel shaft with the chuck. An arrangement by which the motor rotates the steel shaft (with chuck) is clearly shown. This device consists of two miter gears on one end of motor shaft and the other on the chuck shaft. A chuck is threaded on the upright shaft, and with a set of bits, drills, taps, etc., very good and quick work can be done with this apparatus.

Contributed by **GEORGE M. CROOTE.**



Drive Your Machine and Wood Screws By Motor.



EDITED BY S. GERNSBACK

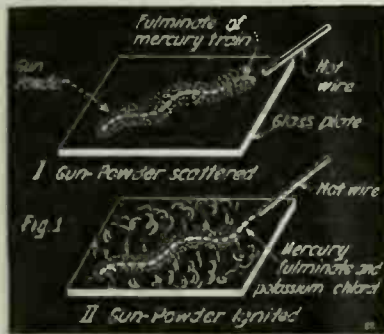
Fulminates — Their Preparation and Properties

By DUNCAN J. THOMSON

MUCH has been written about the guns used in the present European War and it is not out of place to dig down to the root of the whole thing and find out what is the real source of the explosion in the

length, 5 measured drachms of alcohol (sp. gr. 0.87). Very brisk action will ensue, and the solution will become turbid from the separation of crystals of the fulminate, at the same time evolving very dense white clouds, which have an agreeable odor, due to the presence of nitrous ether, aldehyde, and other products of the action of nitric acid upon alcohol. The heavy character of these clouds is caused by the presence of mercury, tho in what form has not been ascertained; much nitrous oxid and hydrocyanic acid are evolved at the same time. When the action has subsided, the beaker may be filled with water, the fulminate allowed to settle, and the acid liquid poured off. The fulminate is then collected on a filter, washed with water as long as the washings taste acid, and dried by exposure to air.

of metallic mercury. The violence of the explosion must be attributed to the sudden evolution of a large volume of gas and vapor from a small volume of solid, for the fulminate, being exceedingly heavy (sp. gr. 4.4), occupies a very small space when compared with the gaseous products of its decomposition, especially when the latter



Fulminate of Mercury Alone Will Not Ignite Gunpowder. When Mixed With Potassium Chlorat, However, It Readily Ignites the Gunpowder, Due to the Retardation of the Flash and the Heat Formed.

gun chamber. Most guns are set off by means of a priming cap and the substance used inside the priming cap is the subject of this article.

Mercury Fulminate is the active substance in the priming cap. This substance is prepared by the action of alcohol on a solution of mercury dissolved in an excess of nitric acid; and as this action is of a violent character, some care is necessary in order to avoid an explosion. On a small scale, the fulminate may be obtained without any risk by STRICTLY ATTENDING TO THE FOLLOWING DIRECTIONS:


Weigh out, in a watch-glass, 25 grains of mercury, transfer it to a half-pint beaker, add half an ounce (measured) of ordinary concentrated nitric acid (sp. gr. 1.42), and apply a gentle heat. As soon as the last particle of mercury is dissolved, place the beaker upon the table, away from any flame, and pour into it, pretty quickly, at arm's

On a large industrial scale, the preparation of mercuric fulminate is carried out in the open air, under sheds. At Montreuil, 300 grammes of mercury are dissolved in 3 kilogrammes of colorless nitric acid of sp. gr. 1.4, in the cold. The solution is transferred to a retort, and 2 litres of strong alcohol are added. In the summer no heat is applied, and the vapors are condensed in a receiver and added to a fresh charge. When the action has ceased the contents of the retort are poured into a shallow pan, and when cold, the fulminate is collected in a conical earthen vessel partially plugged at the narrow end: It is washed with rain-water and drained until it contains 20% of water, being stored in that state.

Mercuric fulminate is represented by the formula $HgC_2N_2O_8$, being derived from the hypothetical fulminic acid $H_2C_2N_2O_8$ by the substitution of Hg^{++} for H_2 . Its production by the action of nitric acid upon mercury and alcohol may be explained by the following reactions:

- (1) Mercury, dissolved in nitric acid, yields mercuric nitrat and nitrous acid.
- (2) Nitrous acid, acting upon alcohol (ethyle hydrat), gives nitrous ether (ethyle nitrit) and water.
- (3) Ethyle nitrit, acted on by another molecule of nitrous acid, gives fulminic acid and water.
- (4) Mercuric nitrat (formed in the first reactions) may be supposed to act upon the fulminic acid, producing mercuric fulminate and nitric acid.

Properties of mercuric fulminate.—This substance is deposited in the above process in fine needle-like crystals, which often have a gray color from the accidental presence of a little metallic mercury. It may be purified by boiling it with water, in which it is sparingly soluble, and allowing the fulminate to crystallize from the filtered solution. Very moderate friction or percussion will cause it to detonate violently, so that it must be kept in a corked bottle lest it should be exploded between the neck and the stopper. It is usually preserved in the wet state, with about one-fifth its weight of water. Its explosion is attended with a bright flash, and with gray fumes




If a Thin Layer of Mercury Fulminate On a Sheet of Glass is Ignited, Metallic Mercury Will Be Deposited, Thus Forming a Mirror.


are expanded by the heat. One gramme of fulminate evolves 403.5 units of heat, giving an estimated maximum pressure of 48,000 atmospheres. The evolution of heat during the explosion, apparently in contradiction to the rule that heat is absorbed in decomposition, must be ascribed to the circumstance that the heat evolved by the oxidation of the carbon exceeds that absorbed in the decomposition of the fulminate. A temperature of 195 degrees Centigrade explodes fulminate of mercury, and the same result is brought about by touching it with a glass rod dipped in concentrated sulfuric or nitric acid. The electric spark, of course, explodes it.

Cap composition.—The explosion of mercuric fulminate is so violent and rapid that it is necessary to moderate it for percussion caps. For this purpose it is mixed with potassium nitrat or chlorat, the oxidizing property of these salts possibly causing them to be preferred to any merely in-

(Continued on page 197)



How to Make a "Throw-Down" Fire-cracker from a Few Quartz Fragments and a Piece of Silver Fulminate, All Wrapt in a Piece of Thin Paper.



If Some Fulminate of Mercury is Heated On a Piece of Glass a Slight Explosion Occurs; With Silver Fulminate a Violent Explosion Results.

Experimental Chemistry

By ALBERT W. WILSDON

Twenty-Sixth Lesson

CARBON DIOXID.

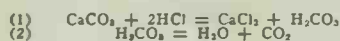
EXPERIMENT No. 133.

Preparation from Calcium Carbonate and Hydrochloric Acid.

HAVE (1) a splint; (2) 10 cc. of limewater in a test tube; (3) 10 cc. of blue litmus solution in another tube; (4) 10 cc. of barium hydroxid in a third tube. These should be ready to apply the several tests while the experiment is under way.

Either an Erlenmeyer flask of about 250 cc. or a wide-mouth bottle may be employed for the generator (see Fig. 121). Arrange the thistle and delivery tubes in the two-hole rubber stopper as shown, carrying the delivery tube at right angles into the receiving bottle. Put into the generator 20 or 25 grams of marble chips (CaCO_3) and cover with water, which serves to dilute the acid, which is next poured in thru the thistle tube, a little at a time, but enough to insure good action. First collect some of the gas by downward displacement in a wide-mouthed bottle that may be left open. When action is well under way, light the splint, and thrust it into the receiving bottle. Repeat this several times, and determine whether or not it is combustible or non-combustible; or a supporter or non-supporter of combustion.

The equation taking place in the generator is:



Now place the delivery tube in the blue litmus solution and permit the gas to bubble thru it. What action do you notice? Further try its solubility by passing some into plain water and then testing the water with litmus paper. From these tests, does it suggest that the gas combines with the water or not? The gas may also be tested by trying to collect some over water and noting the rapidity with which it goes thru the water.

Allow the gas to bubble thru the prepared limewater (calcium hydroxid) and note the familiar effect. Permit the bubbling to continue. The precipitate should gradually dissolve. What could cause this paradoxical result? After the lime in this water solution is all combined and precipitated, what would become of the surplus carbon dioxide? Knowing that most acids act on carbonates and dissolve them, if the product of that action is a soluble substance, can you explain the disappearance

of the precipitate? Assuming the substance formed to be $\text{H}_2\text{Ca}(\text{CO}_3)_2$, try and write the equation. Now boil the newly formed solution in the tube and note again the result. Is it what you would expect? What do you conclude has caused this new effect? Is the substance the same you had at first?

Apply to the barium hydroxid solution the same tests as to the calcium hydroxid and explain it, with your equations.

EXPERIMENT No. 134.

For the following experiments it is advisable to have a Florence flask fitted with a two-hole rubber stopper, carrying a thistle and delivery tube (see Fig. 122), and not

dioxide? Concerning the action of acids generally on carbonates? This generalization is of wide application. There are two notable exceptions to it, *i. e.*, hydrocyanic acid and hydrogen sulfid. Carbonates in respect to the action of acids come the nearest to hydrates or bases of any common salts.

EXPERIMENT No. 135.

Production of Carbon Dioxid by Combustion.

Fill a deflagrating spoon with powdered charcoal, heat the charcoal to redness, and let it burn in a covered bottle. Test the gas with limewater.

Hold a dry clean bottle over a small gas flame for a few seconds. What product do you notice? Apply the limewater test. What is the second product? Repeat with a candle flame; with burning wood; with the flame of kerosene; of alcohol. The last two flames can be conveniently obtained by dipping a bunch of asbestos into the corresponding liquid, placing it on the base of your stand and igniting it.

Draw your conclusions regarding the existence of carbon in combustibles and the products of their combustion.

EXPERIMENT No. 136.

Changes Produced in Air by Respiration. Place some clean limewater in a beaker and blow gently thru it by means of a glass tube. What is the result? Invert three

wide-mouth bottles full of water in your pneumatic trough or tray, and collect air in the first bottle from the beginning of an expiration. Withdraw the bottle from the water by means of a glass plate, slip the plate aside for an instant and lower into the bottle a lighted candle. Does it burn as long as it would in the same volume of pure air? Why?

In the second bottle, collect air from the end of an expiration, using the last portions of air from the lungs. Test this with a candle.

What is the result? The result is due partly to the small amount of oxygen, and partly to the large amount of carbon dioxide.

Fill the lungs with air, and hold the breath as long as you can without discomfort. Collect the first of the expiration and test it with a lighted candle. Does the result furnish any evidence of the diffusion of carbon dioxide upward, or of oxygen downward, in the lungs?

The body burns up about 220 grams of carbon in 24 hours, almost all of which is cast out thru the lungs as carbon dioxide.

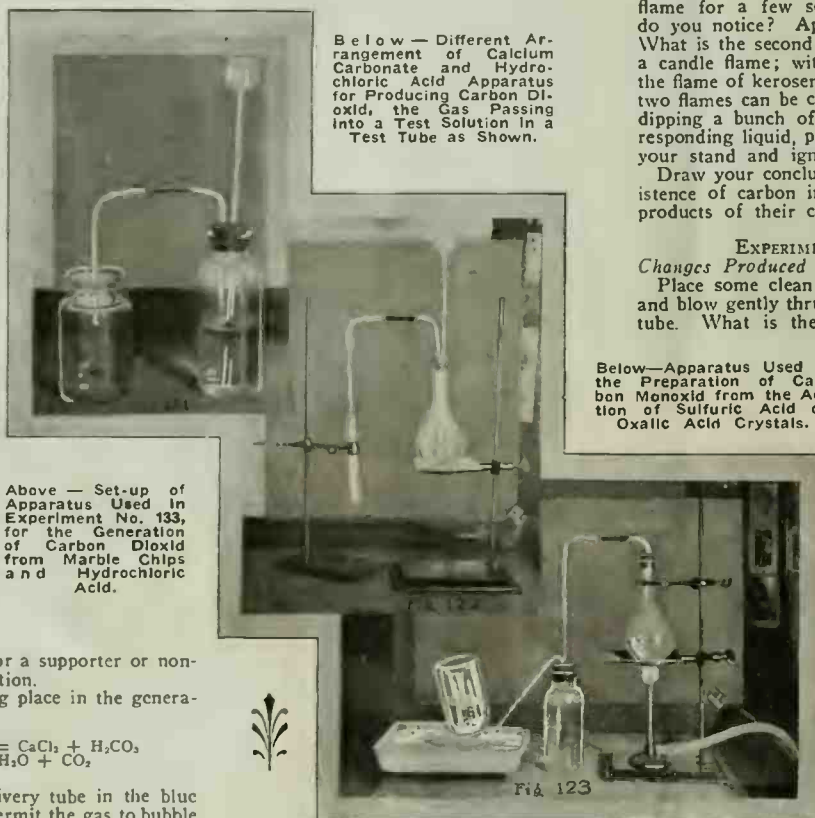
EXPERIMENT No. 137.

HARD WATERS.

From Calcium Hydroxid and Carbon Dioxid, Tested by Soap.

Make a soap solution by dissolving shav-

(Continued on page 192)



Below — Different Arrangement of Calcium Carbonate and Hydrochloric Acid Apparatus for Producing Carbon Dioxid, the Gas Passing into a Test Solution in a Test Tube as Shown.

Above — Set-up of Apparatus Used in Experiment No. 133, for the Generation of Carbon Dioxid from Marble Chips and Hydrochloric Acid.

to use over 10 grams of the carbonate, which is then covered with water and the acid poured in in small successive amounts, the delivery tube going over into the solution to be used as a test. Employ the limewater, the barium hydroxid, litmus, and combustion tests. In this manner, try the action of nitric acid and on calcium carbonate; also try sulfuric acid, separately on calcium carbonate. Make full notes of each, including tests and equations.

Next take some sodium carbonate in each of three tubes and act on it with the three acids (each in a different tube) hydrochloric, nitric and sulfuric, making full notes as before.

Use potassium carbonate with the same acids in like manner.


What general conclusion can you draw concerning the method of preparing carbon



Our Amateur Laboratory Contest is open to all readers, whether subscribers or not. The photos are judged for best arrangement and efficiency of the apparatus. To increase the interest of this department we make it a rule not to publish photos of apparatus unaccompanied by that of the owner. Dark photos preferred to light toned ones. We pay \$3.00 prize each month for the best photo. Address the Editor, "With the Amateurs" Dept.

"Electrical Laboratory" Contest

In this issue we publish an interesting story with excellent photos, describing one Amateur Electrician's experimental laboratory. Now "Bugs"—we want to publish a similar article each month. Here's our proposition: Why not write up your "Electrical Lab." in not more than 500 words. Dress it up with several good, clear photographs. If we think it good enough we will publish the article in display style and pay you well for it. The remuneration for such articles will range from \$5.00 to \$10.00. And "Bugs"—don't forget to make your article interesting. Don't write—"I have a voltmeter, an ammeter, a switchboard," etc., *ad infinitum*. For the love of Pete put some punch in it! Tell us what you do with your instruments and apparatus. You don't mean to tell us that every Experimenter does exactly the same thing. "We" know different—but from the general run of such articles which we have received in the past, one would naturally think every "Lab." exactly alike. Remember—send a photo of YOURSELF along. Typewritten articles preferred.




A GROUP OF REPRESENTATIVE AMERICAN AMATEUR LABORATORIES.

Electrical Laboratories of, 1—Walter F. Franklin, Brooklyn, N. Y. (Prize Winner); 2—John D. Lawlor, New Bedford, Mass.; 3—Harry Koch, Detroit, Mich.; 4—Harold P. Arnold, West Hanover, Mass.; Radio Laboratories of, 5—Carroll Pfeegor, Milton, Pa.; 6—A. W. Kovatch, Cleveland, Ohio; 8—Arnold S. Rufsvold, Marinette, Wis.; 9—Robert R. Novdstrom, Brooklyn, N. Y.





Animated Shadowgraphs
(1,263,355; issued to Pierre Ar-tigue.)
An improved method of producing animated shadowgraphs which in-




volves the use of a powerful electric lamp suitably positioned after the manner illustrated. The screen on which the shadowgraphs are produced has, preferably, painted or otherwise produced thereon a suitable background of trees, buildings or other inanimate bodies. As the moving bodies are in silhouette they conceal the underlying portions of the background, so that these portions will not show thru the solid black of the silhouette as it is projected on the screen.

Adjustable Telephone Bell
(1,260,549; issued to William Kline.)
This patent covers a clever arrangement whereby it becomes possible for anyone to readily adjust the strength of the sound given off



by the bells. The patent also describes a novel spiral spring gong, a pair of which can be made adjustable in a similar manner to that described for ordinary bell gongs. For the gongs here patented, there is provided a pair of sound dampers, or modulators, consisting of small thin pieces of fiber, felt, celluloid, or other suitable material, which are securely fixed in a specific manner to the outer edge of the bells.

Electric Vibrator
(1,259,396; issued to Albert E. Hartwell.)
This A. C. type vibrator is extremely simple and consists of an insulated coil with a laminated iron armature core passing thru it, and having an arm pivoted so as to be




vibrated by the alternate coenergizing and deenergizing of the circuit, and finally said arm having attached to

it the massage implement. A spiral spring is secured within the case to act against the pivoted lever arm, so that when the coil is deenergized, this spring will force the arm backward and withdraw the opposite end of the bar from the core.

Non-Twisting Weight for Telephone Cords
(1,259,597; issued to John A. Breen.)

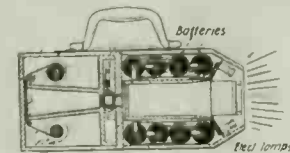
This patent deals with the problem of providing a satisfactory and at the same time cheap form of non-twisting weight for attachment to the flexible cord used on all desk phone sets, so as to take up the slack in the cord, and at the same time prevent the cord from twisting; a fault which these cords are un-



happily subject to. The present design provides a non-twisting balance weight which may be attached to or detached from a phone cord instantly, without in any way mutilating the cord, and also, without having to disconnect the telephone instrument from the cord. The inventor claims that his device solves the problem correctly, by virtue of the fact that the weight is fixed to the cord upon a different center than that of the cord.

Electric Camera for Reading Meters
(1,260,356; issued to William F. Folmer.)

This electrically-operated film camera is especially intended for use by gas and electric meter readers, for the purpose of instantaneously photographing the exact reading of the meter dials. The inven-

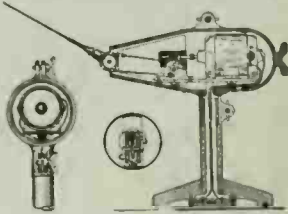


tor in this case aims to provide a special interlocking arrangement between the film exposing means or shutter and the meter. Illumination lamps are placed in the front of the camera. During the operation of the device, certain checks are placed upon the user, so that he will be prevented from wasting film, also from making more than one exposure upon a single picture area of the film, and from operating the camera in the belief that he is making a photographic record when, in fact, the proper film surface is not in position to receive exposure.

Flapping Fan
(1,261,753; issued to August Anderson.)

This patent covers a unique form of oscillating electric fan or one in

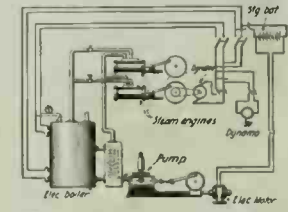
which the blade is made to flap up and down or sidewise as desired, by an ingenious arrangement of an electric motor supported within the



shell-like housing illustrated herewith. A novel driving means is very cleverly worked out, the electric motor being provided with a worm gear, whereby a pair of oppositely disposed arms fastened to the worm wheel rotate continuously and oscillate the fan blade up and down.

Combined Electric Heater and Boiler
(1,258,642; issued to Napoleon Bergeron.)

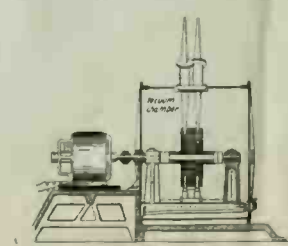
As near as the reviewer can glean from the information given in the patent, the inventor sets out to solve the eternal riddle of "perpetual motion." There is provided to start with, an electric boiler, the steam from which causes a steam-engine to operate; this engine in turn is belted to a dynamo. The current from the dynamo be



connected on to an electric motor which supplies fresh cold water to the boiler, this water being pre-heated by means of the exhaust steam coming from the steam engines shown. Thus the electric circuits and steam generating apparatus work hand in hand apparently, without any energy from an outside source of electric power being supplied to the electric boiler circuits, except from a small dynamo at "starting."

High Tension Rectifier
(1,259,160; issued to William Walker Strong and Arthur Fleming Nesbit.)

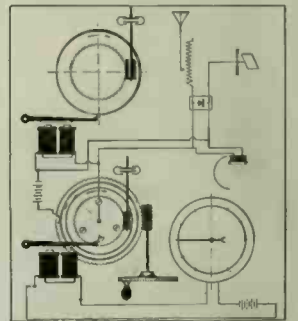
In this rectifier the rotating commutator element is driven by a synchronous motor, and the current rectifier segments and brushes are mounted in a gas-tight chamber, so that the chamber may be filled with compressed air or suitable gases under the proper pressure. In order to maintain a suitable gas pressure



within the commutator chamber, there is provided a small pump.

Radio Time Signalling
(1,260,303; issued to Edouard Belin.)

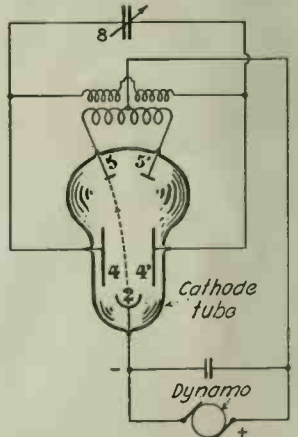
This patent deals with a scheme for bringing apparatus situated at one station in synchronism with that of a main station by either telegraphy or radio, in which case it is necessary to have the apparatus remain absolutely in step at all times, also that it should run at the same speed, and should pass thru the same initial point simultaneously. All of these factors the inventor here aims to accomplish. The present invention provides an arrangement for bringing the elements of one or more sub-stations having similar periodic movements into syn-



chronism with that of the main station, and comprises apparatus at each station for correcting each of said elements after intervals of predetermined extent.

Sustained Oscillation Generator
(1,257,971; issued to Joseph Bethenod.)

The single cathode tube here used has a suitable vacuum and carries a cup-shaped electrode at the bottom of the tube, adapted to emit cathode



rays by the use of substances favorable to cathodic emissions, such as alkaline-earth oxides, lime, etc., or ultra-violet light. The invention provides suitable oscillating circuits, also an accelerating circuit excited by a dynamo. The plates 4 and 4¹ act as the coatings of a condenser, and are connected with a transformer as indicated. In action the cathode beam is oscillated between the anodes, 5 and 5¹. By means of the condenser 8, the sustained oscillations produced by this device can be usefully employed.


COPIES OF ANY OF THE ABOVE PATENTS SUPPLIED AT 10c EACH.

Phoney Patents

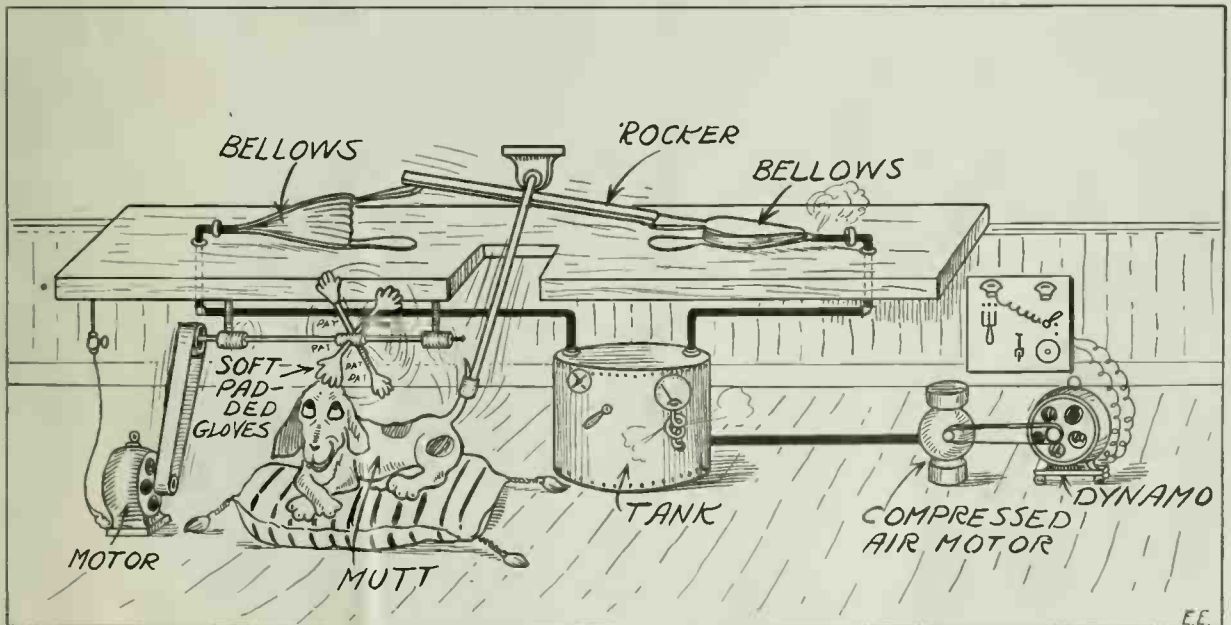
Under this heading are published electrical or mechanical ideas which our clever inventors, for reasons best known to themselves, have as yet not patented. We furthermore call attention to our celebrated Phoney Patent Office for the relief of all suffering daffy inventors in this country as well as for the entire universe.

We are revolutionizing the Patent business and OFFER YOU THREE DOLLARS (\$3.00) FOR THE BEST PATENT. If you take your Phoney Patent to Washington, they charge you \$20.00 for the initial fee and then

you haven't a smell of a Patent yet. After they have allowed the Patent, you must pay another \$20.00 as a final fee. That's \$40.00! WE PAY YOU \$3.00 and grant you a Phoney Patent in the bargain, so you save \$43.00!! When sending in your Phoney Patent application, be sure that it is as daffy as a lovesick bat. The daffier, the better. Simple sketches and short descriptions will help our staff of Phoney Patent Examiners to issue a Phoney Patent on your invention in a jiffy.



Prize Winner. **ELECTRIC HOOVERIZER.** At Last Mr. Hoover May Put His Mind at Rest, for with the Application of This Marvelous Automatic Electric "Hooverizer" to All Hotels and Restaurants, not to Mention Eleven-steen Million Private Families Thruout the Land, the Worries of Saving Grub Will Be Over for All of Us. How does it work?—Simplest Thing In the World, My Boy. You See, It Works Thusly:—When the Diner, Properly Equipt with the "Hooverizing" Machine, eats a Certain Prearranged Quantity of War Bread, Bran Muffins and Molasses Cake, the Increase in His Girth Causes Electric Contacts B, to Close, Thus Passing Current (Not Currant) from Battery C, into Alarm Bell D and Motor A. The Motor Winds Up a Cable as Shown, Which Causes the Expansible Arm to Yank the Plate E, Away from the Diner, When the Walter Appears and Scrapes the Remains into His "Hooverizing" Pall. Inventor, George I. Jones, Emporia, Kansas.



ELECTRO MUTT-MOTOR. I Hereby Declare the Following Not to Be the Correct Explanation of My World-Startling Conception for the Production of "Perpetual Motion":—First We Need a Nice Tame Mutt-Genus Mexicano Sans Hair—His Royal Nibs Being Pleasantly Situated on the Northeast Corner of a Lamb's-Wool Cushion, All as Illustrated. Now We Start the Motor Driving the Revolving Rubber Hands; Senior de Puppo Is Much Pleased, Wags His Tail and Operates the Two Air Bellows, Thus Compressing Air into Tank. Comprest Air from Tank Drives Pneumatic Motor Connected to Dynamo; Result, "Free Electricity" as Long as the Mutt Lives. Inventor, Harry W. Haenlgen, Jr., Pompton Lakes, N. J.



The "Oracle" is for the sole benefit of all electrical experimenters. Questions will be answered here for the benefit of all, but only matter of sufficient interest will be published. Rules under which questions will be answered:

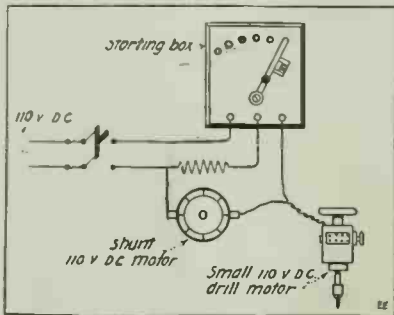
1. Only three questions can be submitted to be answered.
2. Only one side of sheet to be written on; matter must be typewritten or else written in ink, no pencil matter considered.
3. Sketches, diagrams, etc., must be on separate sheets. Questions address to this department cannot be answered by mail free of charge.

4. If a quick answer is desired by mail, a nominal charge of 25 cents is made for each question. If the questions entail considerable research work or intricate calculations a special rate will be charged. Correspondents will be informed as to the fee before such questions are answered.

OPERATING MOTORS IN SERIES.

(932) Robt. Kremer, Bronx, N. Y., writes:

Q. 1. Will it harm a small 110-volt D. C. motor to connect in series with a large 110-volt D. C. motor?



Special Hook-Up for Two 110 Volt D. C. Motors Connected In Series

A. 1. Relative to the matter of connecting a small 110-volt D. C. motor in series with a large 110-volt D. C. motor we can assure you that the larger machine in such a case will have no untoward or dangerous effect whatever with respect to the smaller machine. The large motor, rated in this case at 2 H. P., will not act as a "reservoir" of electrical energy with respect to the small motor, and it will make practically no difference in the operation of the little machine except that so long as it is left in series with the small motor, it will cause the speed of the latter to be below normal, owing to the fact that the electrical resistance of the 2 H. P. will cause a drop in the E. M. F., or voltage, reaching the small motor.

As you will see, this is in agreement with your statement that under these conditions the small electric drill motor does not reach normal speed even with the large motor starting-box arm placed in the last position or notch for the reason above stated.—i. e., due to the drop of potential caused by the resistance of the large motor. This drop in potential is given by the formula: Drop in E. M. F. equals resistance times current flowing thru it.

HAMMOND'S RADIO CONTROL SYSTEM.

(933) W. W. G., Canton, Ohio, asks:

Q. 1. Has John Hays Hammond, Jr., succeeded in developing his radio controlled torpedoes so that they are interference proof?

A. 1. As to the success attained by Mr. John Hays Hammond, Jr., in his radio control experiments, we do not know definitely as to the exact measure of success he

has found in this direction, but from all reports which we have come in contact with in the past few years, it seems that he has a fairly good selective radio control system worked out.

We do not see, however, why you would not do well to follow up this line of work, as there seems to be very good room for improvement in many ways. From our experience in radio matters, we should say that it will undoubtedly take some very excellent and thoro research work indeed to make an absolutely "interference" proof radio control scheme for operating tor-

pedos and the like. There is plenty of opportunity for improvement in this branch of the art regardless of the work done by Mr. Hammond's staff of experts.

BAROMETER QUERY.

(934) ELECTRICAL EXPERIMENTER, Bridgton, Mo., writes the Oracle:—

Q. 1. If a barometer tube is tilted at an angle, will this change the reading?

A. 1. Your particular case is that of a water barometer, and as in any barometer the vertical height is the important factor. We should say that the angle at which the pipe is tilted will have no bearing on the situation except for that of the vertical height. In other words, the length of the line from the level of the water in the tube is constant, no matter at what angle the bulb is tilted.

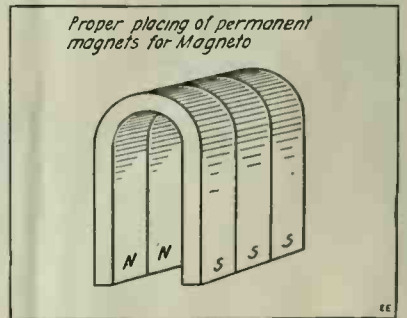
Take note of the fact that water cannot be raised to any greater height than 32 to 33 feet by atmospheric pressure.

WEAK MAGNETO.

(935) P. Wolfe, Alaska, asks several queries relative to a weak ignition magneto.

A. 1. One of the main reasons for the magneto giving a weak spark is that the steel magnets are usually improperly placed. They should be placed with their N and S poles as shown in the accompanying diagram. Furthermore, the more the number of turns of wire on the armature, the greater the E. M. F., and the thicker the wire, the greater the current. Therefore it is very important to get as many turns on as possible to get the best results for a constant amount of current.

The way by which a battery current tends to demagnetize the steel magnets of the magneto is that the current of the battery



How the Magnet Poles of Compound Magneto Fields Should Be Lined Up.

will set up a magnetic field which tends to weaken the field of the steel magnet. Another way by which the steel magnets may (Continued on page 193)

ODD PHOTOS WANTED AT \$1.00 EACH!!!

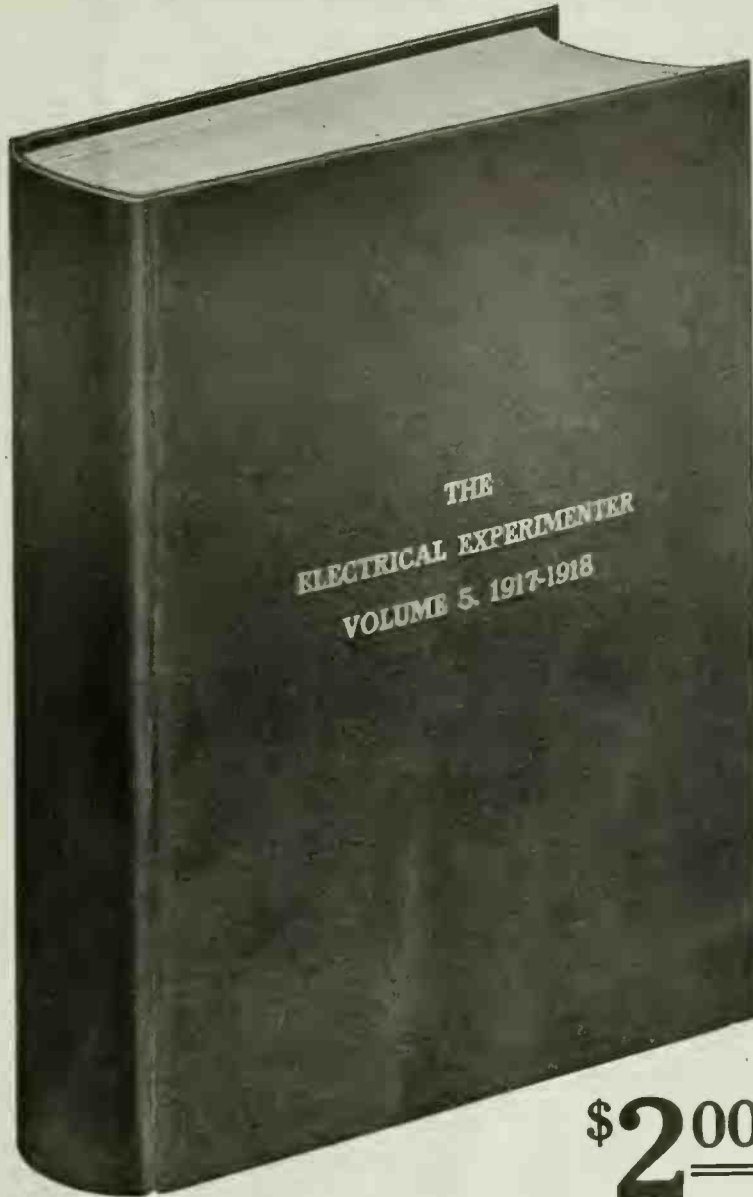
Now is the time to make your Kodak pay for itself in a real practical way. We are after interesting photographs of out-of-the-ordinary electrical, radio and scientific subjects and are willing to pay \$1.00 cash for every one we can use. Please bear in mind that for half-tone reproduction in a magazine, a photograph should be particularly sharp and clear. Of course, if a subject happens to interest us particularly well, we can have the photo retouched. For the general run of subjects, however, it does not pay to go to such expense. Therefore, please take pains to properly focus and expose your pictures. It often happens that a really mediocre subject well photographed wins approval over an excellent subject poorly photographed. And don't send us plate or film "negatives"; send unmounted or mounted "prints," preferably a light and a dark one.

As to what to photograph: Well, that's hard for us to say. We leave that up to you, and every reader now has the opportunity to become a reporter of the latest things in the realm of Electricity, Radio and Science. But, please remember—it's the "odd, novel or practical stunts" that we are interested in. Every photo submitted should be accompanied by a brief description of 100 to 150 words. Give the "facts"—don't worry about the style. We'll attend to that. Enclose stamps if photos are to be returned and place a piece of cardboard in the envelope with them to prevent mutilation. Look around your town and see what you can find that's interesting.

Address photos to—Editor "Odd Photos," ELECTRICAL EXPERIMENTER, 233 Fulton Street, New York City.

A Matchless Book

At a Marvelous Price



IT COST \$28,000
TO COMPILE
THE CONTENTS
OF THIS BOOK

OVER 1200
AUTHORS
CONTRIBUTED
TO IT

\$2⁰⁰

Add postage for 8 lbs.

Our Bound Volume No. 5 contains a goldmine of electrical and scientific information. No such value has ever been offered before for so low a price. A marvelous cyclopedia of electricity. A reference book of authentic information not found in any other book in print.

Volume contains twelve numbers of the "Electrical Experimenter" magazine—May, 1917 to April, 1918, inclusive. There are 925 pages, 2,110 complete articles, 1,908 illustrations, 369 questions and answers. Size, 12" high; 9" wide; 1 1/4" thick.

A world of electrical information; the entire electrical Progress for one year; the greatest reference book on current "Wireless"—all at a price within reach of everybody. Bind you, the book is durably bound in attractive green linen with heavy covers. Letters stamped in gold. You will be proud to have it in your library. We have only 600 copies, therefore be sure and order to-day. Shipping weight 8 lbs. Add a sufficient amount for postage, otherwise we must ship by express.

NOTE: We also have a very limited quantity of Volume 4 (1916-1917). These books contain 992 pages, 1862 illustrations. The price is the same as for Volume 5. *Positively the Greatest Electrical book bargain in the World. We ship AT ONCE. Order today to avoid delay*

EXPERIMENTER PUBLISHING COMPANY, Inc., Book Department
233 Fulton St., New York, N. Y.

Gentlemen:

Please send at once your Volume No. — as advertised, for which I enclose herewith \$.....
I also enclose \$..... extra for postage.


Name.....
Address.....

FILL IN—TEAR OUT—AND MAIL

You benefit by mentioning the "Electrical Experimenter" when writing to advertisers.

Mesco Telegraph Practice Set

For Learning Telegraph Codes



The Practice Set comprises a regular telegraph key, without circuit breaker, a special high pitch buzzer, one cell Red Seal Dry Battery, and four feet of green silk covered flexible cord.

The key and buzzer are mounted on a highly finished wood base, and three nickel plated blinding posts are so connected that the set may be used for five different purposes.

List No. Price
342 Telegraph Practice Set, with Battery and Cord\$2.70

Weights 4 lbs. packed.
Price does not include postage.

MESCO Combination Practice Set for learning the Morse and Continental Visual and Audible Codes



This outfit is the only reliable instrument which will enable students to become proficient operators in the U. S. Naval Service, because it is equipped with a buzzer and miniature lamp enabling the user to master both the visual and audible signals quickly.

List No. 32—Practice Set with Red Seal Battery and Cord\$3.00

Weights 4 lbs. packed. Price does not include postage.

Send for the New Edition of Our Catalog W28

It is pocket size, contains 248 pages, with over 1,000 illustrations, and describes in plain, clear language all about Bells, Push Buttons, Batteries, Telegraphs and Telegraph Material, Electric Toys, Burglar and Fire Alarm Contrivances, Electric Call Bells, Electric Alarm Clocks, Medical Batteries, Motor Boat Horns, Electrically Heated Apparatus, Battery Connectors, Switches, Battery Cases, Wireless Telegraph Instruments, Ignition Supplies, etc.

Send for the Catalog Now
Manhattan Electrical Supply Co., Inc.

NEW YORK: CHICAGO: ST. LOUIS:
17 Park Place 114 S. Wells St. 1106 Pine St.
San Francisco Office: 804 Mission St.



OH, YOU SKINNY!

Why stay thin as a rail? You don't have to go through life with a chest that the tailor gives you; with arms of childish strength; with legs you can hardly stand on. And what about that stomach that pinches every time you try a square meal? Are you a pill-taker? Do you expect Health and Strength in tabloid form—through pills, tonics and other expelled pills?

You can't do it; it can't be done. The only way to be well is to build up your body—all of it through nature's methods—not by pampering the stomach. It is not fate that is making you a failure; it's that poor emaciated body of yours; your half weakness shows plain in your face and the world loses healthy people. So be **HEALTHY — STRONG — VITAL.** That's **LIVING.** Don't think too long; send 6 cents in stamps to cover mailing expenses of my book, "Promotion and Conservation of Health, Strength and Mental Energy," written by the strongest physical culture instructor in the world.

LIONEL STRONGFORT
Physical and Health Specialist
841 PARK BLDG. NEWARK, N. J.

EXPERIMENTAL CHEMISTRY.

(Continued from page 186)

ings of soap, not over a gram in 100 cc. of soft water, heating the latter to facilitate solution. The solution must be reasonably clear; if it is not, use more water.

Now prepare some bicarbonat of calcium solution by passing carbon dioxide from a generator into 20 cc. of calcium hydroxid solution till the precipitat at first formed is dissolved. This solution must be clear, and if necessary to make it so, should be filtered. This solution is *hard water*.

Take 10 cc. of this solution and add the same volume of soap solution, both of which should be clear before mixing. Shake them well together and note the effect. Is a lather formed? Is there a precipitat?

Take 10 cc. of distilled or other soft water and add an equal volume of the soap solution. Is a lather formed in this case or a precipitat?

Boil the other 10 cc. of bicarbonat of calcium solution till the calcium carbonat is precipitated; then filter, and to the clear filtrat add an equal volume of soap solution. Shake the mixture well and note whether a lather or an insoluble substance is formed. Has the water been softened? What is one method of softening this sort of hard water?

Make a solution of magnesium sulfate in water, 2 grams of the salt to 20 cc. of water. Add soap solution, volume for volume, shake together, and as before, note result. With the remaining 10 cc. see whether boiling has the same effect on the sulfate that it did on the bicarbonat.

EXPERIMENT No. 138.

CARBON MONOXID.

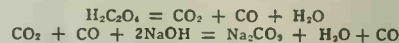
Preparation from Oxalic Acid and Sulfuric Acid.

CAUTION!!! REMEMBER THAT CARBON MONOXID GAS IS A DEADLY POISON, AND GREAT CARE SHOULD BE EXERCISED IN ITS PREPARATION, AND IN EXPERIMENTS MADE WITH IT. ONE PER CENT OF IT IN AIR WHEN INHALED HAVING PROVED FATAL, IT SHOULD NOT BE MADE EXCEPT AT A "HOOD" OR WITH GOOD VENTILATION.

Put into a plain, thin Erlenmeyer flask of about 250 cc. capacity, 10 grams of oxalic acid crystals and pour thru the thistle tube 20 cc. of concentrated sulfuric acid. The delivery tube from the two-hole rubber stopper leads into an intervening bottle, which contains a strong solution of sodium hydroxid, or potassium hydroxid, about half filling the bottle, the delivery tube reaching nearly to the bottom (see Fig. 123). From this bottle runs a delivery tube to the tray or pneumatic trough, the carbon monoxid being collected over water like oxygen. Set the flask on a triangle with asbestos and apply gentle heat. Collect three or four receivers of the gas, having one large bottle to collect any surplus, thus avoiding contamination of the air after the heat is withdrawn. When once started the chemical action will take care of itself and the heat can be withdrawn. In any event the action should not be too vigorous. Water poured thru the thistle tube will cool and hinder the action.

The oxalic acid breaks up into carbon dioxide, carbon monoxid and water. It will be noticed that oxalic acid (H₂C₂O₄), which is a solid, consists of H, C, and O in the exact proportion to form the carbon dioxide, carbon monoxid, and water. Heat alone will break up the acid into these constit-

uents, but sulfuric acid aids in the operation and also absorbs the water, leaving the two gases carbon dioxide and carbon monoxid completely intermingled. Thus the function of the sulfuric acid in this experiment is only to absorb the water, for which it has great affinity. Remembering the affinity which carbon dioxide has for soluble hydroxides, the use of the sodium hydroxid in this experiment is to absorb the carbon dioxide, thus permitting the carbon monoxid, which is insoluble in water, to be collected in a similar manner to hydrogen. The equation of the complete reaction is:



Test the gas collected, after taking out the bottles one at a time, by using a lighted splint, removing the cover glass at the time. Test with limewater the product of combustion, some of which is left in the receiver.

What color did the flame have? Is the gas a supporter? Is it a combustible?

On detaching the apparatus burn the gas in the generator and all bottles, carefully avoiding inhaling any.

(To be continued.)

WILL THE GERMANS BOMBARD NEW YORK?

(Continued from page 157)

tral switchboard as shown in our illustration. The idea of course is to listen in for the whirr of submarine propellers. The Navy Department has a pretty good idea what ships are leaving New York at any time, and in what position these ships should be at any given time. If every outgoing and incoming ship were to take a certain prescribed route, then the work of the listening-in operator would be vastly simplified.

The Navy Department also knows the exact whereabouts of its own submarines, and the propeller sounds of our own ships as well as the sounds of our own submarines, can therefore be eliminated. Then if the operator hears a certain propeller or motor sound which is not located along the regular prescribed routes, he will immediately be informed that the enemy is about and destroyers can be despatched post-haste towards the direction of the buoy from whence the suspicious sounds came.

By means of a subaqueous defense of this kind, it would become an easy matter for the Navy Department to practically make it impossible for the German submarines to break thru the defense unnoticed. In that case it would of course be impossible for the German submarines to assemble their aeroplanes and the attempted raid would be frustrated before it got well under way. A defense of this kind would not be so very costly, and it is certainly practical. Microphone buoys of this kind are usually located from thirty-five feet to fifty feet below the surface, as then the wave motion on top of the ocean will not interfere with the microphones, as at this depth no sound from above reaches them.

On the other hand, these buoys being only small affairs, and being submerged so deeply are quite unseen and unnoticed by the enemy who does not know their whereabouts, this being known only to the Navy Department.

The writer is confident that a device of this kind would help us towards the elimination of the aerial menace, which only fools deny exists.

You benefit by mentioning the "Electrical Experimenter" when writing to advertisers.

THE ORACLE

(Continued from page 190)

be demagnetized is that of mechanical shock, and this should be avoided as much as possible.

BOOK ON DESIGN OF ELECTRO-MAGNETS.

(936) J. Morton, Wilmington, Del., asks:
Q. 1. What good book can you recommend on the design of electro-magnets?

A. 1. We can furnish a very good book on the design of electro-magnets and solenoids at \$2.15 prepaid, entitled "Solenoids and Electro-Magnetic Windings," by Underhill.

MEANING OF D. S. C. AND S. S. C.

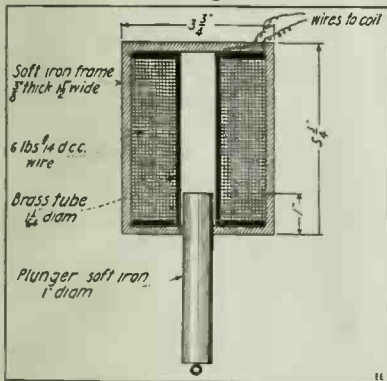
(937) Harold Wengatz, Box 165, Rose, N. Y., inquires:

Q. 1. What is the exact meaning of magnet wire designations, such as D. S. C. and S. S. C.?

A. 1. With reference to the terms "D. S. C." and "S. S. C." would say that D.S.C. stands for *double silk covered magnet wire*, while S.S.C. stands for *single silk covered magnet wire*. In the trade the term "C" is usually dropt now-a-days, the wire being termed simply "D.S." wire, etc.

SOLENOID DATA.

(938) N. W. Petefish, La Cygne, Kansas, wishes data on building a small solenoid.



Typical Design of Solenoid Or Suction Type of Electro-Magnet.

A. 1. We give details herewith necessary for the construction of an electro-magnet capable of lifting 8 lbs., thru a distance of 4".

Wind about 6 lbs. of No. 14 D. C. C. wire on the spool shown in the accompanying diagram, and then enclose this winding with very soft iron, of the dimensions shown. It is to be noted that the plunger will always be in its socket about 1" deep, the reason for this being that a larger pull is given at the start, than were the plunger to be merely at the end of the coil.

LAMP BANK AND ELECTROLYTIC INTERRUPTER.

(939) Clifton A. Sibley, Salem, Mass., asks:

Q. 1. Can I not use a lamp bank instead of an electrolytic interrupter on a 110-volt circuit with a spark coil?

A. 1. Your assumption in using a bank of lamps in place of an electrolytic interrupter is entirely wrong. The function of the interrupter is to interrupt the current many hundred times per second, and it accomplishes this by having a bubble of gas form at one of the electrodes which constantly breaks, and as you can see when this happens a circuit is made.

The reason why lamps are put in a circuit is solely to control the amount of current flowing thru the circuit.

ELECTRICITY



8 Vols. Flexibly Bound Pocket Size

as practical experts know it

Learn electricity as you would in actual PRACTICE — in accordance with the methods employed by the highest paid electrical experts in America. The New McGraw-Hill Library of Practical Electricity contains the actual working facts which you need in order to succeed in the electrical field. Terrell Croft, formerly with the Westinghouse Company, makes the conquest

easy for you. Read the course at home or slip a volume in your pocket for use on the job.

Not a correspondence course

This is NOT A CORRESPONDENCE COURSE—but a home-study course, complete in itself and thoroughly up to date. The set of 8 flexibly bound, pocket size volumes contains a complete electrical education which would cost several hundred dollars procured from any other source. You pay only \$16 for the set complete—IN SMALL MONTHLY PAYMENTS. The coupon below entitles you to a free 10-day examination. Send it in at once.

Recently completed, The New McGraw-Hill Library of Practical Electricity



by Terrell Croft, formerly with Westinghouse

Easy Payments, \$2 per month—Complete course 8 vols. only \$16

After examining the books under our 10-day free examination offer you will readily understand why students and electrical workers are so enthusiastic about the "Croft Library."

No amount of description can possibly outline to you the great importance of these new books in the electrical field today. You must see this flexibly bound Library and run through its 3000 pages and clear drawn illustrations before you can understand what it means to the student and practical worker. The volumes cover Practical Mathematics, Practical Electricity, 2 Vols.; Electrical Machinery, Central Stations, Wiring for Light and Power, Wiring of Finished Buildings and Practical Electric Illumination.

Examine this new Library and find out for yourself why they improve working methods and form a sure, short-cut to BIGGER PAY.



Be guided by a Practical Man

Be guided in your study of electricity by an experienced Electrical Engineer of high professional standing. Terrell Croft, author of 7 of these volumes, climbed from the ranks to Electrical Engineer with the Westinghouse Company. He gained his knowledge with his sleeves rolled up and has met your problems in advance. He tells in plain, understandable language how to proceed by the best and most practical methods.

Easy Payments

Pay for the course as you go along. \$2 per month for 8 months will give you a set of books which represents an achievement without parallel in technical literature. The terms are so easy that you can now easily afford a training which will prepare you in a short time to take a more responsible, better paid position.

Just Send the Coupon

The coupon below is for your convenience in examining these practical books. It obligates you in no way; on the other hand, it may easily mean permanent success for you in the well paid field of practical electricity.

Fill out and forward this coupon—and receive the entire 8 volumes by parcel post or express prepaid for 10 days' free examination. If, after examining them, you are convinced of their power to help you to the highest positions in the field, send \$2 in ten days and the balance at the rate of \$2 per month until \$16 has been paid.

FREE EXAMINATION

McGraw-Hill Book Co., Inc., 238 W. 39th St., New York.

Gentlemen: Please send me the Library of Practical Electricity (shipping charges prepaid) for 10 days' free examination. If satisfactory, I will send \$2 in 10 days and pay per month until \$16 has been paid. If not wanted I will write you for return shipping instructions.

Name
Home Address
City and State
Name of Employer
His Address
Your Position (Ex. July, '18)

McGraw-Hill Book Co., Inc.
239 West 39th St.,
New York

You benefit by mentioning the "Electrical Experimenter" when writing to advertisers.

WIRELESS SALE

On April 6th of last year, when war was declared, we had made preparations to give our patrons wonderful service and had acquired an enormous stock of our most popular wireless instruments below mentioned. We desire to reduce this stock to the extent of \$5,000, still retaining a big reserve when the wireless stations reopen. To accomplish this, we have just slaughtered the prices. Remember that during the past year wireless keys and everything electrical has increased tremendously and it is an absolute certainty that wireless instruments manufactured when the war is over will sell at greatly increased prices. The demand will be so terrific that thousands will have to wait months for their instruments. Many are now getting their stations ready. This is your opportunity. When this stock is adequately reduced no further orders will be accepted and remittance will be returned.

	Regular Price	Special Price
No. 63X01 Sayville Rotary Gap	\$12.00	\$7.75
No. A37X88 Type "B" Sayville Rotary Gap	12.00	7.75
2 Point Anchor Gap	.60	.38
Navy Type Receiving Transformer	17.50	13.50
No. 1091 Arlington Transformer	7.50	5.75
No. 1092 Arlington Transformer	6.50	4.95
No. 7721 Rec. Trans.	5.75	3.75
Any of the combined Transmitting and Receiving Sets on pages 90 to 95 of catalog 11 (Also listed in earlier editions of catalog) Special discount 20%.		
No. A504 Detector	.95	.75
No. A60X12 Detector	.55	.35
No. A676 Crystal Detector Stand	1.00	.70
No. A7712 Crystal Detector Stand	1.75	1.25
No. 40X01 Standard Detector	1.25	.85
No. 71X18 Rec. Trans.	5.25	3.00
No. A7728 Loading Coil	2.25	1.50
No. 61X08A Mascot Tuning Coil	2.00	1.50
No. 61X10 Tuning Coil	3.35	2.75
No. A520 Jr. Loose Coupler	3.75	2.55
No. A500 Jr. Detector	.75	.50
Parts for No. A7721 Loose Coupler	4.00	2.50
Parts for No. 71X18 Loose Coupler	3.25	2.50

Send 8c in stamps or coin for big 300 page Electrical and Wireless Catalog. Not sent otherwise.

WILLIAM B. DUCK COMPANY
230-232 Superior Street
TOLEDO, OHIO



VIORAY
Portable Therapeutic LAMP
For Home and Professional Use

Unequaled for the treatment of skin diseases, rheumatic and muscular ailments. Takes the place of the hot water bag and gives more penetrating and satisfactory results. Highly recommended by the Medical Profession.

Reflector specially designed to diffuse the rays thereby covering a large area without a focused heat.

TWO SIZES
7 inch, \$5—8 inch, \$6

For sale at all leading surgical supply stores and dealers. Be sure to specify the VIORAY. Manufactured by VIORAY MFG. CO.
915 Whitlock Ave. Bronx, N. Y.
Portable High-Frequency and X-Ray Apparatus.

EXPERIMENTAL PHYSICS.

(Continued from page 171)

to bring the leaves to their original divergence, i.e., we have greater capacity to store up electricity now. These two plates (one being grounded) separated by an insulator (air) form what is known as a condenser.

Figure 71-b shows a popular form of condenser, the *Leyden jar*. Instead of two plates with air between them as insulators, we have here two sheets of tin foil, one inside and the other outside a jar, the glass of which forms the intervening insulator. Inside tin foil coating a conductor leads to metal knob. If after charging the Leyden jar we connect the outer and inner coats by a discharger (a conductor with an insulated handle) a powerful spark will jump as in Fig. 71-c.

EXPERIMENT 79—Place a pie tin (D) on a sheet of glass (E) to insulate it, (Fig. 72-a). Pour enough molten sealing wax (C) to fill the pie tin at least ¼-inch deep and allow it to harden. Next place another but smaller pie tin (B) on the sealing wax, being careful not to allow it to touch pie tin (D). Attach a piece of hard rubber or sealing wax (A) to pie tin (B). This simple apparatus makes up the *electrophorus*, the simplest static electrical machine. Its operation is as follows: Raise pie tin (B) by insulated handle (A). Rub sealing wax (C) with flannel or better with cat's fur. Now replace (B); since the sealing wax has been charged it draws the opposite charge of the neutral (B) near it and repels the same charge from it as in Fig. 72-b. Now touch (B) with the finger. This allows the negative to pass thru your body while the positive is held by the charge on (C). Remove finger and now raise (B). It is obvious from Fig. 72-b that (B) is now positively charged, and if we bring it near a conductor or the cat's nose a spark will jump from (B).

The *Wimshurst machine* is a contrivance which goes thru the same operations as we have done with the electrophorus, except that it stores the electricity in Leyden jars, which form a part of the machine. When the charge is large a powerful spark is gotten. Performing the operations rapidly we are able to secure sparks in rapid succession. The writer regrets that lack of space prevents giving a detailed explanation, but should any reader be interested he is referred to any standard High School Physics book. (Should any or all of these experiments fail to give the correct results, do not be discouraged but try again. Atmospheric conditions have a great deal to do with the results and even with the best of apparatus on damp days the experiments frequently fail.)

(To be continued.)

MILESTONES IN THE LIFE OF THOMAS A. EDISON.

(Continued from page 161)

great plant at West Orange, N. J., was the scene of a great conflagration. Early next morning gangs of men were at work clearing up the wreck. Hundreds more were added during the day and work was continued 24 hours a day. Within 36 hours after the fire Edison had given full orders for the complete rehabilitation of the plant. 1915.

Early in the year 1915 Edison found that he was in danger of being unable to obtain a continuous supply of benzol, from which he made his synthetic carbolic acid. He decided to erect his own benzol plants. He experimented and perfected it in his laboratory at Orange, N. J., and arranged with two coke oven plants to put in his benzol plants. The first was installed at the Cambria Steel Company's plant at Johnstown,

Pa., which was installed and put into operation in 45 days. Four other plants have since been installed.

The same year Edison conceived the idea of helping the textile and rubber industries of America by making myrbane, aniline oil and aniline salt, which had previously been imported from Germany. With much effort and hard work, he installed a plant in 45 days, commencing deliveries in June, 1915. He is now manufacturing 4,000 pounds a day.

1917—

Since the United States entered the war, Mr. Edison has been constantly co-operating with the United States Government in various experiments, making them at Orange, N. J., and elsewhere.

U. S. WANTS RADIO INSPECTORS.

The United States Civil Service Commission announces an open competitive examination for radio inspector, for men only. Vacancies in the positions of radio inspector and assistant radio inspector, at entrance salaries ranging from \$1,200 to \$1,600 a year, depending upon the qualifications of the appointee, in the offices of the radio inspectors of the Bureau of Navigation, Department of Commerce, in Washington, D. C., and thruout the United States, will be filled from this examination.

Competitors will not be required to report for examination at any place, but will be rated on the following subjects, which will have the relative weights indicated: 1. Physical ability, 10; 2. Education, training, and experience, 90; total, 100.

Under the second subject competitors will be rated upon the sworn statements in their applications and upon corroborative evidence adduced by the Commission.

Applicants must have had the training and experience specified in one of the following groups:

(a) The completion of at least 7 units of high-school work (usual two years), and in addition not less than two years' experience in special radio work on such as the manufacture, installation, or adjustment of commercial or governmental wireless apparatus.

(b) The education called for under (a) and one year as a paid wireless operator, and one year in special radio work, such as the manufacture, installation, or adjustment of commercial or governmental wireless apparatus.

(c) At least a senior student in a college or university of recognized standing, having pursued for three years a scientific course of study including radio and kindred sciences, such senior students being admitted to the examination subject to their furnishing proof of actual graduation within three months from the date of making oath to the application.

Applicants must have reached their twentieth birthday on the date of making oath to the application.

Applicants must submit with their applications their photographs, taken within two years, with their names written thereon. Tintypes or proofs will not be accepted.

Applicants will be admitted to their examination regardless of their residence and domicile; but only those who have been actually domiciled in the State or Territory in which they reside for at least one year previous to the date of making oath to the application, and who have the county officer's certificate in the application form executed, may become eligible for permanent appointment to the apportioned service in Washington, District of Columbia.

On account of the urgent needs of the service, applications will be received until further notice. Papers will be rated promptly and certification made as the needs of the service require.

This examination is open to all male citizens of the United States who meet the requirements.

Applicants should at once apply for Form 1312, stating the title of the examination desired, to the Civil Service Commission, Washington, D. C.; the Secretary of the United States Civil Service Board, Customhouse, Boston, Mass.; New York, N. Y.; New Orleans, La.; Honolulu, Hawaii; Post Office, Philadelphia, Pa.; Atlanta, Ga.; Cincinnati, Ohio; Chicago, Ill.; St. Paul, Minn.; Seattle, Wash.; San Francisco, Cal.; Old Customhouse, St. Louis, Mo.; Administration Building, Balboa Heights, Canal Zone; or to the Chairman of the Porto Rican Civil Service Commission, San Juan, P. R.

Applications should be properly executed, excluding the medical certificate, and filed with the Civil Service Commission, Washington, D. C., without delay.

\$5.

EXPERIMENTERS!



Student's Chromic Plunge Battery

This is an ideal battery for electrical experimental work where a very powerful current is not required. This battery will light a 2 volt lamp for several hours on one charge; it will run a small toy motor surprisingly well; it will do small electroplating work; it is ideal for testing work; it gives a fairly steady current, and as the zinc electrode can be pulled clear of the electrolyte, no materials are used when battery stands idle.



Best American Zinc only is used, as well as a highly porous carbon to ensure a steadier current. We furnish enough chromic salts for 4 charges. Full directions for operation and care of battery are included. Each battery tests 2 volts and 6 amperes when set up fresh. Not over 2 amperes should be drawn from battery continuously. By using six or eight of these batteries, a great many experiments can be performed. No solution can run out of the battery, or upset by accident. This makes it an ideal portable battery. Size over all is 5"x2". Shipping weight, 1 lb. No. 999. Student's Chromic Plunge Battery..... **\$0.50**
IMMEDIATE SHIPMENTS

The "Electro" Radiotone HIGH FREQUENCY SILENT TEST BUZZER

This instrument gives a wonderful high pitched MUSICAL NOTE in the receivers, impossible to obtain with the ordinary test buzzer. The RADIOTONE is built along entirely new lines; it is NOT an ordinary buzzer, reconstructed in some manner. The RADIOTONE has a single fine steel reed vibrating at a remarkably high speed, adjusted to its most efficient frequency at the factory. Hard silver contacts are used to make the instrument last practically forever.



Yes, the RADIOTONE is SILENT. In fact, it is so silent that you must place your ear on top of it to hear its beautiful musical note. You will be astounded at the wonderfully clear 500 cycle note, sounding sharply in your receivers. To learn the codes, there is absolutely nothing like it. With the radiotone, a key and one dry cell and ANY telephone, a fine learner's set is had. Two or more such sets in series will afford no end of pleasure for intercommunication work. Shipping Weight 1 lb. Radiotone as described.....each **\$0.90**
IMMEDIATE SHIPMENTS

The "Electro" Telegraph

Is not a toy, but a practical, honestly built telegraph outfit, which not only sounds but works like the big commercial instruments. By studying the code for 30 days you can become a first-class telegraph operator. Such operators are in big demand now. Outfit consists of TWO complete telegraph instruments each measuring 3 1/2 x 2 1/2 x 2 1/2. All metal parts are high nickel plated, including key lever. Note hard rubber knob, Telegraph Code Chart, telegraph blanks and connecting wire comes with set, but no batteries. Outfit works on 2 dry cells (one cell for each instrument). The "Electro" is the ONLY outfit that works both ways, each station can call; no switches, no extras. Nothing to get out of order. Guaranteed to please you or money back. Price Complete as Illustrated (TWO INSTRUMENTS)..... **\$1.25**
Shipping Weight, 2 lbs. IMMEDIATE SHIPMENTS



The "Electro" Codophone (Patents Pending)

What this remarkable instrument is and does.

The "Electro" Codophone is positively the only instrument made that will imitate a 500 cycle note exactly as heard in a wireless receiver. The




loud-talking receiver equipped with a horn, talks so loud that you can hear the sound all over the room, even if there is a lot of other noise. THAT'S NOT ALL. By lessening or thickening the receiver cap, a tone from the lowest, softest quality, up to the loudest and highest screaming sound can be had in a few seconds.

FOR INTERCOMMUNICATION. Using two dry cells for each instrument, two Codophones when connected with one wire and return ground, can be used for intercommunication between two houses one-half mile apart. One outfit alone replaces the old-fashioned learner's telegraph set, consisting of key and receiver.

The "Electro" Codophone is a handsome, well made instrument, fool proof, and built for hard work. Contacts are of hard silver 3/4 inch in diameter, that will outlast the instrument.

There is also a new code chart with full directions enabling any intelligent young man or girl to learn the codes within 30 days, practicing one-half hour a day. Size: 6 1/2 x 3 x 2 1/2". Shipping weight, 2 lbs. The "Electro" Codophone as described, complete..... **\$1.50**

Our big, new electrical encyclopedia No. 19 is waiting for you. Positively the most complete Wireless and electrical catalog in print today. 228 Big Pages, 600 Illustrations, 500 Instruments and apparatus, etc. Big "Treatise on Wireless Telegraphy," 20 FREE coupons for our 160-page FREE Wireless course in 20 lessons. FREE Encyclopedia No. 19 measures 7x5 1/2". Weight 3/4 lb. Beautiful stiff covers.



No. EX2002

"THE BOY'S ELECTRIC TOYS" contains enough material to MAKE AND COMPLETE OVER TWENTY-FIVE DIFFERENT ELECTRICAL APPARATUS with-

out any other tools, except a screw-driver furnished with the outfit. The box contains the following complete instruments and apparatus which are already assembled:

Student's chromic plunge battery, compass-galvanometer, solenoid, telephone receiver, electric lamp. Enough various parts, wire, etc., are furnished to make the following apparatus:

Electromagnet, electric cannon, magnetic pictures, dancing spiral, electric hammer, galvanometer, voltmeter, hook for telephone receiver, condenser, sensitive microphone, short distance wireless telephone, test storage battery, shocking coil, complete telegraph set, electric riveting machine, electric buzzer, dancing fishes, singing telephone, mysterious dancing man, electric jumping jack, magnetic geometric figures, rheostat, erratic pendulum, electric butterfly, thermo electric motor, visual telegraph, etc., etc.

This does not by any means exhaust the list, but a great many more apparatus can be built actually and effectually.

With the instruction book which we furnish, one hundred experiments that can be made with this outfit are listed, nearly all of these being illustrated with superb illustrations. No other materials, goods or supplies are necessary to perform any of the one hundred experiments or to make any of the 25 apparatus. Everything can be constructed and accomplished by means of this outfit, two hands, and a screw-driver.

The outfit contains 114 separate pieces of material and 24 pieces of finished articles ready to use at once. Among the finished material the following parts are included: Chromic salts for battery, lamp socket, bottle of mercury, core wire (two different lengths), a bottle of iron filings, three spools of wire, carbons, a quantity of machine screws, flexible cord, two wood bases, glass plate, paraffine paper, binding posts, screw-driver, etc., etc. The instruction book is so clear that anyone can make the apparatus without trouble, and besides a section of the instruction book is taken up with the fundamentals of electricity to acquaint the layman with all important facts in electricity in a simple manner.

We guarantee satisfaction. The size over all of the outfit is 14 x 9 x 2 1/2". Shipping weight, 8 lbs. **\$5.00** No. EX2002 "The Boy's Electric Toys" outfit as described.....
IMMEDIATE SHIPMENTS

ELECTRO IMPORTING CO., 231 Fulton St. NEW YORK




ELECTRO IMPORTING COMPANY
231 Fulton St., New York City
I enclose herewith 6 cents in stamps or coin for which please send me your latest Encyclopedia Catalog No. 19 as described.

NAME

ADDRESS

STATE

One Machine for every purpose by the use of these interchangeable carriages



AN OPERATOR CAN CHANGE CARRIAGES IN 2 MINUTES

AN EXCLUSIVE FOX FEATURE


The ability to use any one of five different length carriages on one typewriter is only one of several exclusive features of the Fox Typewriter.

This particular feature enables an operator with one machine to do varied types of work—correspondence, billing, the making of reports, any out of the ordinary work. The carriages can be changed in a moment, the operator doing it without the slightest trouble.

Another remarkable feature of the FOX.—its extremely effortless operation.—is a revelation to new users.

Fox Typewriters are used in larger numbers by Railroad telegraphers than any other typewriting machine. In no other class of work do typewriters receive harder use, and the ability of the Fox to stand up year in and year out under such trying conditions has put it in first place with these discriminating users.

The Fox dealer in your locality will be glad to place a machine on trial in your office. Should it happen that there is no dealer in your immediate vicinity, write us direct and we will make it easy for you to test out the Fox in your own office.



FOX TYPEWRITER COMPANY
GRAND RAPIDS, MICHIGAN

COLONEL CARTY RECEIVES EDISON MEDAL.

(Continued from page 173)

the U. S. Army. If General Pershing has his way, Carty will be a General before many a day. General Pershing understands that Carty is made of stuff of which great generals are made."

John Joseph Carty was born at Cambridge, Mass., on April 14, 1861. Nature endowed him with a clear, keen mind, a liking for mechanical experimentation and an infinite capacity for work. He was graduated from the Cambridge Latin School and intended to enter Harvard University, but was prevented by a serious trouble with his eyes, which made it impossible for him to prepare for the college entrance examinations.

He became interested in the telephone, then a new scientific device unappreciated by the majority of persons, and in 1879 started work in the Bell System with the Telephone Dispatch Company of Boston. In 1887 he took charge of the Western Electric Eastern Cable Department, and later of the Western Electric Eastern Switchboard Department. In 1889 he became Chief Engineer of the New York Telephone Company, then the Metropolitan Telephone and Telegraph Company, and while in this position, twice directed the technical work in connection with the reconstruction of this company's plant, once when the system was changed from ground circuit to metallic circuit, and the second time when it was changed from local battery to common battery.

Colonel Carty's honors are almost as numerous as his contributions to the science of telephony. He received the degree of Doctor of Engineering, from Stevens Institute of Technology, in 1915; Doctor of Science from the University of Chicago and from Bowdoin College in 1916; Doctor of Laws from McGill University in 1917. In 1903 he received the Edward Longstreth Medal from the Franklin Institute of Pennsylvania, and in 1916 the Franklin Institute bestowed upon him its highest honor, the Franklin Medal, "in recognition of his distinguished service to mankind rendered in the field of Science."

For his service in connection with the establishment and development of the telephone system in Japan, Colonel Carty twice received the formal thanks of the Japanese Imperial Government, was decorated by the Emperor of Japan in 1909 with the Imperial Order of the Rising Sun, and in 1912 with the Imperial Order of the Sacred Treasure of the Meiji.

Colonel Carty is a past president of the American Institute of Electrical Engineers, of which he has been a member since 1890, and a fellow since 1913. He is Chairman of the Executive Committee of the National Research Council, a trustee of the Carnegie Institution of Washington, a past president and life member of the New York Electrical Society, a fellow of the American Academy of Arts and Sciences, a fellow of the New York Academy of Sciences, and an honorary fellow of the American Electro-Therapeutic Association. He is a member of the Society for the Promotion of Engineering Education, the National Society for the Promotion of Industrial Education, the American Physical Society, the Franklin Institute of Philadelphia, the American Association for the Advancement of Science, the Society of Arts of the Massachusetts Institute of Technology, the Telephone Pioneers of America, the Association of Railways and Telegraph Superintendents, the American Geographic Society, and various telephone societies.

"THERE'S MONEY IN IT"


AT HOME

LEARN TELEGRAPHY

MORSE AND WIRELESS

AT HOME

TEACH YOURSELF



In half the usual time, at trifling cost, with the wonderful Automatic Transmitter, **THE OMNIGRAPH**. Sends unlimited Morse or Continental messages, at any speed, just as an expert operator would.

Adopted by U. S. Gov't. 4 styles. Catalogue free.

OMNIGRAPH MFG. CO.
39L Cortlandt St. New York

You benefit by mentioning the "Electrical Experimenter" when writing to advertisers.

FULMINATES.

(Continued from page 185)

active substances, since it would tend to increase the temperature of the flash by burning the carbonic oxid into carbon dioxide, and would insure the ignition of the cartridge. For military caps, in this country, potassium chlorat is always mixed with the fulminate, and powdered glass is sometimes added to increase the sensibility of the mixture to explosion by percussion. Antimony sulfid is sometimes substituted for powdered glass, apparently for the purpose of lengthening the flash by taking advantage of the powerful oxidizing action of potassium chlorat upon that compound. Since the composition is very liable to explode under friction, it is made in small quantities at a time, and without contact with any hard substance. After a little of the composition has been introduced into the cap, it is made to adhere and waterproofed by a drop of solution of shellac in wine.

If a thin train of mercuric fulminate be laid upon a plate, and covered, except a little at one end, with gunpowder, it will be found on touching the fulminate with a hot wire, that its explosion scatters the gunpowder, but does not inflame it. On repeating the experiment with a mixture of 10 grains of fulminate and 15 grains of potassium chlorate (mixed upon paper with a card), the explosion will be found to inflame the gunpowder. (See Fig. 1.)

By sprinkling a thin layer of the fulminate upon a glass plate, and firing it with a hot wire, the separated mercury may be made to coat the glass, so as to give it all the appearance of a looking-glass. (See Fig. 2.)

Altho the effect produced by the explosion of mercuric fulminate is very violent in its immediate neighborhood, it is slightly felt at a distance, and the sudden expansion of the gas will burst fire-arms, because it does not allow time for overcoming the inertia of the ball, tho, if the barrel escape destruction, the projectile effect of the fulminate is found inferior to that of powder. It has been proved by experiment that the mean pressure exerted by the explosion of mercuric fulminate is very much lower than that produced by gun-cotton, and only three-fourths of that produced by nitroglycerin. Its great pressure is due to its instantaneous decomposition into CO, N, and Hg vapor within a space not sensibly greater than the volume of the fulminate itself, which volume being very small, on account of the high density of the fulminate, the escaping gases exert an enormous pressure at the moment of explosion.

This detonating property of mercuric fulminate renders it exceedingly useful for effecting the detonation of gun-cotton and nitroglycerin. Berthelot finds that even such stable gases as acetylene, cyanogen and nitrid oxid are decomposed into their elements by the detonation of mercuric fulminate. Mercuric fulminate is generally contaminated with mercuric oxalat, which is one of the secondary products formed during its preparation.

Fulminate of silver.—Silver fulminate is prepared by a process very similar to that for fulminate of mercury; but since its explosive properties are far more violent, it is not advisable to prepare so large a quantity. 10 grains of silver are dissolved at a gentle heat, in 70 minims of ordinary concentrated nitric acid (sp. gr. 1.42) and 50 minims of water. As soon as the silver is dissolved, the lamp is removed, and 200 minims of alcohol (sp. gr. 0.87) are added. If the action does not commence after a short time, a very gentle heat may be applied until effervescence begins, when the fulminate of silver will be deposited in minute needles and may be further treated

Learn Aviation Mechanics

"Supremacy in the air the Key to Victory!"

Train yourself for the Aviation Service by availing yourself of the Preparatory Ground Course in Aviation Mechanics, affording preparation prior to entering Government Ground School, covering aero-dynamics, aero-engines, rigging and Lewis gunnery. Previous experience unnecessary.

Complete Course, including aero-engine course, taken in six weeks (three hours daily) or three weeks (six hours daily)..... \$60

Special aero-engine course (three weeks).... \$35
Write for our Illustrated Booklet "H"—"A Message to You on Aviation"

WE ARE THE PIONEER AVIATION SCHOOL



Telephone Bryant 8078
110-114 West 42d STREET, NEW YORK



"Look at Him Today!"

"Six years ago he started in here just as you are doing. Now he's General Manager and makes more in a day than he used to make in a week. I'll tell you how he did it. The first week he was here he began to train for the job ahead by studying in spare time with the International Correspondence Schools. Inside of six months he got his first promotion. But he kept right on with the I. C. S. I tell you a man like that is bound to get ahead. Some day he'll be President of the Company. You've got the same chance he had, young man, and if I were you I'd follow his example. Take up some I. C. S. Course and do it right away. Use your spare time. Study. What you are six years from now is entirely up to you."

This is the story of thousands of successful men. They did their work well, and in spare time, with I. C. S. help, trained themselves for advancement. That's the thing for you to do. Whatever your chosen work may be, there is an I. C. S. Course that will prepare you right at home for a better position with bigger pay.

More than 100,000 men are getting ready for promotion right now in the I. C. S. way. Let us tell you what we are doing for them and what we can do for you. The way to find out is easy. Just mark and mail this coupon. It won't cost you a cent or obligate you in the least, but it may be the first step toward a bigger, happier future. Don't lose a minute. Mark this coupon and get it into the mail right now.

INTERNATIONAL CORRESPONDENCE SCHOOLS Box 5386, SCRANTON, PA.

Explain, without obligating me, how I can qualify for the position, or in the subject, before which I mark X.

- | | |
|--|--|
| <input type="checkbox"/> ELECTRICAL ENGINEER | <input type="checkbox"/> CHEMICAL ENGINEER |
| <input type="checkbox"/> Electrician | <input type="checkbox"/> SALESMANSHIP |
| <input type="checkbox"/> Electric Wiring | <input type="checkbox"/> ADVERTISING MAN |
| <input type="checkbox"/> Electric Lighting | <input type="checkbox"/> Window Trimmer |
| <input type="checkbox"/> Electric Car Running | <input type="checkbox"/> Show Card Writer |
| <input type="checkbox"/> Heavy Electric Traction | <input type="checkbox"/> Outdoor Sign Painter |
| <input type="checkbox"/> Electrical Draftsman | <input type="checkbox"/> RAILROADER |
| <input type="checkbox"/> Electric Machine Designer | <input type="checkbox"/> ILLUSTRATOR |
| <input type="checkbox"/> Telegraph Expert | <input type="checkbox"/> DESIGNER |
| <input type="checkbox"/> Practical Telegraphy | <input type="checkbox"/> BOOK KEEPER |
| <input type="checkbox"/> Electrical Draftsman | <input type="checkbox"/> Stenographer and Rept. Cl. |
| <input type="checkbox"/> Mechanical Draftsman | <input type="checkbox"/> Cert. Pub. Accountant |
| <input type="checkbox"/> Ship Draftsman | <input type="checkbox"/> Traffic Management |
| <input type="checkbox"/> Machine Shop Practice | <input type="checkbox"/> Commercial Law |
| <input type="checkbox"/> Gas Engineer | <input type="checkbox"/> GOOD ENGLISH |
| <input type="checkbox"/> CIVIL ENGINEER | <input type="checkbox"/> Common School Subjects |
| <input type="checkbox"/> Surveying and Mapping | <input type="checkbox"/> CIVIL SERVICE |
| <input type="checkbox"/> MINE FOREMAN DRAFTSMAN | <input type="checkbox"/> Railway Mail Clerk |
| <input type="checkbox"/> STATISTICAL ENGINEER | <input type="checkbox"/> Textile Dressmaker or Supt. |
| <input type="checkbox"/> ARCHITECT | <input type="checkbox"/> AGRICULTURE |
| <input type="checkbox"/> Architectural Draftsman | <input type="checkbox"/> Navigator |
| <input type="checkbox"/> BLENDING AND BEATING | <input type="checkbox"/> Poultry Raising |
| <input type="checkbox"/> Sheet Metal Worker | <input type="checkbox"/> Automobiles |

Name _____
 Present Occupation _____
 Street and No. _____
 City _____ State _____

You benefit by mentioning the "Electrical Experimenter" when writing to advertisers.

NEW LIFE
 Health Strength Beauty
 You can have bodily vigor, success-attaining energy, attractive health and beauty! All yours at practically no cost—the great benefits of the famous VIOLET RAY TREATMENTS heretofore only procurable at big expense from Physicians and Beauty Specialists. TREAT YOURSELF at home with

Renulife Violet Ray
 HIGH FREQUENCY GENERATOR

transforms electricity into the most powerful, effective, purifying Health and Beauty giving agency known to science, yet gentle, soothing, perfectly safe—no shock nor pain. Eradicates disease from blood, flesh, bone and nerves; tones and restores. While relieving pains and aches and the manifest results of disorders, it removes the deep seated cause. Saturates the system with invigorating, life-laden violet rays bringing back normal functioning.

- TREATS Successfully**
 Rheumatism
 Neuritis
 Lumbago
 Chest Pains
 Catarrh
 Headache
 Ear Diseases
 Hardening of Arteries
 Wrinkles
 Skin Diseases
 Falling Hair
 Etc., Etc.




USE AT HOME

Lowest Priced—Most Effective
VIOLET RAY INSTRUMENT
 FOR HOME USE

Every person would be wonderfully benefited by a few minutes' daily use. Its astonishing low price places it within the reach of all. Write at once for full information regarding uses, benefits, price, etc.

GET FREE BOOK telling the whole marvelous story of the Violet Ray. Its wonderful successes—its many uses—specified by physicians for rheumatism, neuritis, headache, catarrh, wrinkles, blemishes, falling hair and 100 other bodily ailments and beauty defects, chronic and acute. Get this valuable book by return mail.



RENULIFE ELECTRIC CO.
 536 Marquette Bldg., Detroit

Wanted: Representatives to demonstrate to physicians and individuals. Fine money making opportunity

WAR CONDITIONS DEMAND ELECTRICAL ENGINEERING men with training. Having trained over 2000 young men, The Illinois Electrical School, with its well-equipped shops and laboratories, is particularly qualified to give a condensed course in Electrical

ENGINEERING with Mathematics, Steam and Gas Engines, Mechanical Drawing, Shop Work, and Theoretical and Practical Electricity. Students construct dynamos, install wiring and test electrical machinery. Course, with diploma, complete **IN ONE YEAR**
 For practical young men with limited time. 25th year opens Sept. 25th. Catalogue on request.
 240 TAKOMA AVENUE, WASHINGTON, D. C.

Old Kentucky, Home Grown, Natural Leaf Tobacco

IN HANDS Mellow and Mild—THE IDEAL TOBACCO
 The Kind All Real Tobacco Users Like
 Orle Nimmco, Camp Lee, Medical Department, Petersburg, Va., says: "Please ship me five pounds of Old Home S.D.U. I had rather have your Tobacco than all the manufactured tobacco in the world."
 If you will try my OLD KENTUCKY HOME GROWN you will be pleased and will write a testimonial equal to the above. Kentucky has the best.
 Specially selected from my own crop—One Pound 65 cents; Five or more Pounds, 50 cents per pound. Small sample, 25 cents.

RUBLE McNEILL, Boaz, Kentucky

as in the case of fulminate of mercury. (NOTE:—If the nitric acid and alcohol are not of the exact strength here prescribed, it may be somewhat difficult to start the action unless two or three drops of red nitric acid [containing nitrous acid] are added. Standard silver [containing copper] may be used for preparing the fulminate.) Silver fulminate is also prepared when nitrous anhydrid is past into an alcoholic solution of silver nitrat. When dry, the fulminate must be handled with the greatest caution, since it is exploded far more easily than the mercury salt; it should be kept in small quantities, wrapt up separately in paper, and placed in a cardboard box. Nothing harder than paper should be employed in manipulating it. The violence of its explosion renders it useless for percussion caps, but it is employed in *detonating crackers*. Silver fulminate is sparingly soluble in cold water, but dissolves in 36 parts of boiling water.

If a minute particle of the fulminate be placed upon a piece of quartz, and gently prest with the angle of another piece, it will explode with a flash and smart report.

A *throw-down detonating cracker* (Fig.

THE STORY OF A POUND OF COAL.

(Continued from page 158)

power. Thus of the electrical energy put into the lamps we only receive five per cent in the form of radiant light,—the other 95 per cent is lost. Lost, all because we of to-day do not know enough to more efficiently convert electric current into radiant light. At the present energy consumption of 1 watt per C. P. for a tungsten lamp and figuring on the perfect transformation of the energy in *one pound of coal, viz., 14,150 B. T. U.* we would get (14.15 x .293 kilowatt-hour = 4.14 K.W. hr.) 4,145 candle-power, as represented by the large lamp at the right of the illustration. As a matter of fact we only manage to get 1.45 x .293 K.W.

Analysis of Average Losses in Conversion of One Pound of Coal Into Electricity.

No.	Part of Plant.	B. T. U.	Per cent.	B. T. U.	Per cent.
1.	B. T. U. per lb. coal supplied.....	14,150	100.00		
2.	Loss in ashes.....			340	2.4
3.	Loss to stack.....			3,212	22.7
4.	Loss in boiler radiation and leakage.....			1,131	8.0
5.	Returned by feed-water heater.....	441	3.1		
6.	Returned by economizer.....	960	6.8		
7.	Loss in pipe radiation.....			28	0.2
8.	Delivered to circulator.....			223	1.6
9.	Delivered to feed-pump.....			203	1.4
10.	Loss in leakage and high pressure drips.....			152	1.1
11.	Delivered to small auxiliaries.....			51	0.4
12.	Heating.....			31	0.2
13.	Loss in engine friction.....			111	0.8
14.	Electrical losses.....			36	0.3
15.	Engine radiation losses.....			28	0.2
16.	Rejected to condenser.....			8,524	60.1
17.	To house auxiliaries.....			29	0.2
		15,551	109.9	14,099	99.6 total loss
		14,099	99.6		
	Delivered to bus-bar.....	1,452	10.3 gross efficiency		

hr. or 424 kilowatt-hour, owing to the nearly 90 per cent loss in the steam-electric generating system. This results in 424 candle-power, as represented by the small tungsten lamp at the left of the illustration, based on 1 watt per candle-power.

The *over-all efficiency* of the entire system, from coal burned to radiant light is thus seen to be 10.3 per cent multiplied by 5 per cent or 51 of 1 per cent; or a little over one-half of 1 per cent! Think of it! All we get out of the coal, no matter how much we burn, is a paltry *one-half of one per cent*. One immediate remedy for this wasteful system of utilizing coal as a source of energy is the mouth-of-mine plant. These electric generating stations, placed at the mines, eliminate all carting and hauling of coal and permit the high tension electric current produced to be transmitted hundreds of miles at very high efficiency.

3) may be made by rolling up a particle of silver fulminate in a piece of thin paper, with some fragments obtained by crushing a common quartz pebble.

The explosion of *silver fulminate* may be compared with that of the *mercury salt*, by heating small equal quantities upon thin copper or platinum foil, when the fulminate of mercury will explode with a slight puff, and will not injure the foil, but that of silver will give a loud crack and rend a hole in the metal. (See Fig. 4.)

If a particle of silver fulminate be placed upon a glass plate and touched with a glass rod dipt in oil of vitriol, it will detonate and leave a deposit of silver upon the glass.

When silver fulminate is dissolved in warm ammonia, the solution deposits, on cooling, crystals of a double fulminate of silver and ammonium, which is even more violently explosive, and is dangerous while still moist. A similar compound is formed with mercuric fulminate.

Silver fulminate is also formed when freshly precipitated silver oxide is covered with a strong solution of ammonia, and allowed to stand for some hours, when it becomes black, and acquires dangerously explosive properties.

Fulminating platinum.—This is obtained by dissolving platinum oxide in diluted sulfuric acid, and mixing the solution with an excess of ammonia, when a black precipitate of fulminating platinum is obtained, which detonates violently at about 400 degrees F.

Fulminating gold.—This is obtained as a buff precipitate when ammonia is added to a solution of auric chlorid; its composition is not well established. It explodes violently when gently heated.

Fulminate of copper.—This is obtained by digesting copper (in the form of powder or filings) with fulminate of mercury or silver and a little water. It forms soluble green crystals which explode with a green flame. There are many other fulminates and they are all explosive.

POPULAR ASTRONOMY.

(Continued from page 169)

the other and shuts off a portion of its light. For this reason the light of these stars is variable and passes thru periods of maximum and minimum brightness in a few days, sometimes in a few hours. They are what are called short period variable stars and, conversely, practically all short period variable stars have been found to be close double star systems. The most illustrious eclipsing binary star is the star *Beta Persei* or *Algol*. As it is a typical member of this class of stars, we will outline briefly what the nature of the light curve of the bright star and the shifting of the lines in its spectrum tell us of the system.

You benefit by mentioning the "Electrical Experimenter" when writing to advertisers.

Fig. 1 shows the form of the light curve of Algol. In an unvarying period of 29 20^h 48^m 55^s the light of this star goes thru a cycle of change. During most of this time its light is nearly constant, but suddenly within 4½ hours it rapidly declines until it has lost 64% of its original brightness. It remains at this minimum brightness (A₁ in Fig. 1) for about twenty minutes and then rapidly rises to its original value in 3½ hours. For a long time it was impossible to detect the secondary minimum (A₂ in Fig. 1), but finally, by attaching a selenium cell to the telescope, which device is particularly susceptible to light changes, the position of the secondary minimum midway between the principle minima was located. An examination of Fig. 3 will explain the nature of the light changes of Algol.

A₁, A₂, A₃ and A₄ are positions of the bright star in its orbit and a₁, a₂, a₃ and a₄ corresponding positions of the dark star. The two stars are always in line with C, the center of gravity of the system. When the faint star is in the position a₁ it shuts off 64% of the light of A₁ by partially eclipsing it (the two orbits are not in the same plane). When at a₂ the faint star is itself eclipsed by A in the position A₂. The extremely small amount of the decrease in light from the systems when the stars are in this position (see Fig. 1, A₃) shows how feeble is the light of a. The amount of light shut off when a is eclipsed is inappreciable to the eye directly and is only recorded by the sensitive selenium cell. It was formerly believed that the star was totally dark. In the positions A₂, a₂ and A₄, a, the light from the system is a maximum, as it comes freely from both stars.

Fig. 2 shows the shift of four dark lines in the spectrum of Algol (the dark absorption lines of hydrogen). The star a is too faint to give a visible spectrum and but one set of lines is seen. The normal spectrum of A is at the top (Fig. 2) and corresponds to the position A₁. The position of the lines in A₂ is also normal. In these two positions the radial velocity—that is, velocity in the line of sight—towards or away from the earth is zero. The motion of a star in its orbit is at right angles to the path at any one point, so at A₁, A₂ the bright star is moving across the line of sight or direction to the earth which is assumed to be toward the bottom of the page. At A₄ (see Fig. 3 and Fig. 2) the star is moving at greatest speed toward the earth and the lines in the spectrum have their greatest displacement toward the violet end of the spectrum. At A₃ the star is receding at greatest speed from the earth and the displacement is greatest toward the red. The amount of these displacements measures the velocity of Algol in its orbit, after the radial velocity of the system as a whole thru space is allowed for. The total period of the shift in the lines and the period of light variations are the same, showing conclusively that Fig. 3 represents the true conditions that exist in this system.

From the duration and amount of the variation of light and the spectroscopic evidence the following facts are known respecting this system: The two stars are nearly equal in size, the dark companion being slightly larger. The distance between the centers of the stars is about 4.8 times the radius of the bright star. The surface brightness of the faint star is only .05 of the surface brightness of the principal star and its density is slightly less. The density of Algol, the light star, is only .18 of the density of our own sun and its diameter is a little OVER ONE MILLION MILES. Its velocity in its orbit determined by the displacement of the lines is 28 miles per second and the orbital velocity of its companion must be about 60 miles per second.



SEND NO MONEY

USE THESE ELECTRICAL BOOKS SEVEN DAYS AT OUR EXPENSE

By merely filling in and mailing the coupon below you can get this complete set of the Cyclopedias of Applied Electricity on trial. Pay only small shipping charges when they arrive. Use these books for seven full days before you make up your mind whether or not you want them. If you keep them, you may pay the special advertising price in easy instalments of \$2.00 a month. If you don't want them, you may send them back at our expense and you won't be out a penny.

A MASSIVE ELECTRICAL LIBRARY—NOT HANDBOOKS

These seven splendid volumes contain all the knowledge you need in order to earn big money in the electrical field. They are not thin handbooks, but thick, encyclopedia-size volumes, handsomely bound in half morocco leather, gold stamped. Each one measures 7 by 10 inches, and is 2 inches thick.

This big size permits the use of large and comprehensive illustrations, plates, diagrams, etc. Over 3,000 cuts are contained in the Cyclopedias' 3,500 pages.

The completeness of the Cyclopedias will be a revelation to you. Everything electrical is explained in plain, simple English—every technical point is made clear. Each volume is carefully cross-indexed for instant reference.

50c a Week For this sum—one insignificant one—this wealth of electrical information is yours. But you don't have to send us a penny until you have used the books for seven days. Then, if you decide to keep them, send only \$2.00 a month—50c a week. Until the special advertising price of \$19.80 has been paid. The regular price of these pay-raising books is \$35.00.

Consulting Service Free

A year's Consulting Membership in the American Technical Society—regular price \$12.00—will be included with all orders for a limited time. The advice of an entire corps of electrical experts is yours to help you in your progress—for a whole year FREE!

Send No Money—Just the Coupon

See these books for yourself before you buy. Remember, you don't risk a penny or assume a single obligation. The books will be sent to any one within the boundaries of the United States or Canada, and they may be returned at our expense if they fail to please. But you must act now! This generous offer cannot be continued indefinitely. Send the coupon now.

AMERICAN TECHNICAL SOCIETY
Dept. E-744 B CHICAGO, U.S.A.

Read These Subjects
Elements of Electricity—
Electrical Measurements—
Underwriters' Requirements—
Theory, Calculation, Design and Construction of Generators and Motors—
Dynamo-Electrical Machinery—
Lighting Machinery—
Power Transmission—
Electric Railways—
Power Stations—
Switchboards and Switching—
Storage Batteries—
Applied Electro-Chemistry—
Electric Elevators—
Electric Heating and Heating and Wireless Telegraphy

American Technical Society
Dept. E-744B, Chicago, U.S.A.

Please send me the Cyclopedias of Applied Electricity for seven days' examination. I will pay net shipping charges. If I decide to buy, I will send you \$2.00 in seven days, and the balance at the rate of \$2.00 a month, until \$19.80 has been paid. Then you will send me a receipt showing that the set of books and the \$12.00 consulting membership are mine and fully paid for. If I think that I can get along without the books, I will return them after seven days, at your expense.


Name.....

Address.....

Reference.....

You benefit by mentioning the "Electrical Experimenter" when writing to advertisers.

HUMANIZE YOUR TALKING MACHINE



PERHAPS you, like thousands of others, would like to overcome that harsh, metallic grating sound that destroys more than half the value and enjoyment of any record. Just the minute you put on the

ELLIS MELODIOUS REPRODUCER

you will realize that you have been missing the real music. You will take renewed delight in playing over your favorite records with a keen pleasure never known before.

The Ellis Melodious Reproducer is the one thing that has been needed to perfect the phonograph—a sound box that will perfectly reproduce the living voice of the artist and bring out all the subtle tones of instrumental music.

Best of all, this Reproducer obliterates all that harsh "twang". It softens the "clash" and puts harmony into every word and note.

It re-creates the "living voice" or the perfect instrumental tones of the artist who made the record. Hearing is believing.

FITS ALL STANDARD MACHINES

The Ellis Melodious Reproducer plays perfectly all disc record selections and is adapted for all makes of disc phonographs.

Steel, fibre or any type of needles will work perfectly. As the weight is less than four ounces, records wear indefinitely.

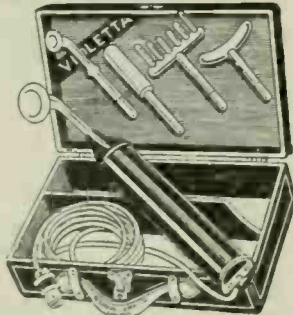
Every reproducer is fully guaranteed for 5 years. Write for circular No. 9.

J. H. ELLIS, Post Office Box No. 382, Milwaukee, Wis.

High Frequency Bargains

In taking our inventory we found over 200 Violet-Ray machines of all makes. We selected 100 of the best machines, which we thoroughly overhauled in our factory making them better than new. Many of these machines cost over \$40.00.

We have placed all these instruments in two groups and are disposing of them for the ridiculously low price of \$9.75 and \$12.50.



How to secure one of these machines

Send only 50 cents to pay express charges and we shall send you one of these instruments by express for your examination. This amount will be deducted from total cost of machine. You need not accept if not satisfactory.

Send at once for we shall send the best machines out first and the quicker you send in your order, the better machine you will get.

We shall also send our beautiful booklet "Violetta" describing the many uses for the high-frequency current. Write us before purchasing any kind of Violet-Ray Machine.

BLEADON-DUN CO., 11-17 S. DESPLAINES ST. Dept. 2A CHICAGO

RADIUM EMANATION IN THE TREATMENT OF DISEASE.

(Continued from page 167)

The importance of estimating phenomena quantitatively, and of making exact dosages is of great importance in the application of the radio-active substances in the treatment of cancer.

Fig. 4 represents the apparatus (diagrammatically) used for accurately measuring the quantity of the radio-active substance in the applicator or tissue. AA is a sheet of lead 50 cm. in diameter and 1.5 cm. thick. It rests on the top of a circular brass box, BB, the same diameter as AA and about 3 cm., deep. A horizontal brass disk, CC, lies in the center of this box and is insulated from it by hard rubber supports, DE. The box B is charged by joining it to one pole of a battery having an electromotive-force of 100 volts or so, and in order to prevent the current from passing from the box B to the disc C, thru or along the surface of the supports DE, the supports are supplied with metal discs and rods joined to earth as represented. Thus any current starting from the box B, along the surface of D, would meet this conductor and pass off to earth without reaching CC.

In order to measure the quantity of a radio-active substance in an applicator, the applicator is placed on top of the lead disc AA. The penetrating rays pass thru the disc into the box and ionize the air. When the air is ionized, the current passes across from the box B to the disc C. The greater the amount of the active substance on top of the lead AA, the greater will be the amount of radiation passing thru the air in the box, and the greater will be the current flowing from the box to C.

In order to measure the current flowing from the box to C, one of the supports E, is perforated, and a wire F, passes thru it and is connected to an instrument for measuring currents of electricity; usually a variable electrical condenser and a quadrant electrometer. The author has had access to a description of the above apparatus as designed by Prof. Duane.

Fig. 5 shows the apparatus used in making these measurements. The instruments are all of the highest sensitivity and are located in an isolated room some distance from the room where the apparatus for making the capillary tubes is set up.

Fig. 2 shows comparatively the size of the silver tubes used in various treatments of cancerous growths. The tube has a small threaded cap so that the glass capillary tube containing the emanation gas may be placed therein—other tubes are used of silver or platinum with a hole directly thru them. In this case both ends are sealed with a drop of wax after the emanation tube has been inserted. Screens employed for various rays are of aluminum, silver, lead and platinum.

The alpha ray is particularly weak. The particles lose their velocity, and therefore their activity, in a few centimeters of air, and will be completely absorbed by a very thin screen of aluminum (about 0.01 mm.). As the layer of varnish in most applicators is more dense than this amount of aluminum, it follows that the alpha rays are completely stopped by it, but the coats of varnish gradually become permeable, due partly to minute cracks, which spread thruout the layers, and partly to the absorption of emanation by the varnish, so that in course of time an applicator emits alpha rays. The varnished applicators are only used when the Radium salts are applied direct.

The beta rays, far more penetrating than the alpha rays, consist of negatively charged bodies projected with velocities of the same order as the velocity of light. Their velocities vary considerably, and are distinguished by the terms "soft beta" and "hard beta."



TYPEWRITER SENSATION \$3⁰⁰ A Month Buys a Visible Writing L. C. Smith

Perfect machines only of standard size with keyboard or standard universal arrangement—has Backspace—Tabulator—two color ribbon—Ball Bearing construction—every operating convenience. Five Days' Free Trial. Fully guaranteed. Catalog and special price sent free.
H. A. SMITH, 738-231 North Wells Street, CHICAGO, ILLINOIS

You benefit by mentioning the "Electrical Experimenter" when writing to advertisers.

The RAZOR that makes SHAVING A PLEASURE

Lek Electro Razor

The First Electrical Razor

WITH this new Electrical Wonder you get the pleasant effect of a massage and a shave at the same time. This razor is on the market and we are shipping all points in the United States and South America.

This device can be used without electricity like the ordinary safety razors, but is supposed to be used with alternating current. The blade moves 7200 times per minute and actually cuts the hair without pulling. Price \$10.00.

Vibrating Electric Razor Co., Omaha, Neb.

A considerable variety of screens is used according to the nature of the radiation required. The gamma rays are extremely penetrating and are somewhat analogous to the very penetrating Roentgen rays. In all instances the effects, and penetration depends on all three factors;—the amount of Radium used, the filtration and the distance at which the applicator is set from the tumor and the depth of the tumor, or other growth.

Secondary Rays. The use of thick screens of heavy metal is accompanied by the production of secondary rays, capable of causing considerable surface irritation. They may be absorbed by the use of many layers of black paper or thick rubber tubing.

Duration of Applications (Exposures). Very short exposures of 1 to 10 minutes are given for treatment of superficial skin troubles. The applicator is applied without any screen beyond that afforded by a thin rubber sheeting. Short exposures of 15 minutes to one hour are frequently resorted to when treating warts, ulcers, etc. The screening of these exposures rarely exceeds 0.02 mm., of aluminum. Moderately long exposures of 1 to 12 hours, are adopted when it is desired to obtain the destructive action of the rays, used in cases of rodent ulcer, rapidly growing epitheliomas lupus vulgaris, etc. Exposures of 3 hours duration and upwards are usually spaced over a period of two or three days, and no screening or a screening of 0.1 mm., lead is employed.

Prolonged exposures of twenty to one hundred hours are used in the treatment of deep-seated malignant growths; lead screens are always employed, usually of 2 mm. thickness. Exposures are given in periods of six to twelve hours with an interval of at least twelve hours between successive exposures.

The Reaction. All tissues when treated with Radium respond in some manner, but the nature and extent of this response varies greatly, depending upon the particular apparatus, screening and dosage employed, the nature of the tissue treated and the conditions of the tissues treated.

Factors in treatment to be considered are age, sex, temperament and susceptibility to actinic rays. The reaction usually appears between the seventh and fifteenth days, and four degrees may be clearly distinguished; simple erythema, Erythema followed by desquamation, Vesication with superficial ulceration and deep ulceration, sometimes accompanied by the production of an eschar.

All kinds of opinions may be drawn from the reports of cancer experts and various statements appearing from time to time in newspapers, but preference should be extended to those who have had most experience in handling and applying Radium. One thing is certain and that is that a larger amount of recoveries and cures have been noticed with larger quantity applications of Radium, and at present the majority of hospitals have only very small amounts of the element. By this I do not mean that Radium in smaller quantities is not capable of doing a great amount of good but until we acquire experience and make a larger, broader and more universal practise of it's use, thereby acquiring more and more experience, we cannot hope to receive all the benefits that undoubtedly lie apparently just behind a thin veil of mystery. Therefore, at present, the greatest good is accomplished in general it seems, where the quantity of Radium applied is thoroughly powerful enough to affect the growth or ailment being treated.

One of the easiest things to make is a pinhole camera. It consists of nothing else than a box with a pinhole in the front and a ground glass screen on the side opposite, i.e., the back.

RADIO OPERATORS NEEDED

Government Service—Merchant Marine

Special course for men subject to DRAFT

Complete concentrated course under experienced teachers.

Special Class for Women.

SETTING UP MACHINE GUNS

Theory & Practice taught by experts. Complete Equipment—Low Rates. Individual Instructions. Dormitories.

START TODAY

Write for Illustrated Booklet

Y. M. C. A. RADIO SCHOOL

145 E. 86th Street, New York, N. Y.

BEST RADIO SCHOOL IN NEW YORK

GET ON THE STAGE

VAUDEVILLE

I tell you how! Fascinating profession for either sex. Big salaries. Experience unnecessary. Splendid engagements always waiting. Opportunity for travel. Theatrical agents and authorities endorse my methods. Thirty years' experience as manager and performer. Illustrated book "All About Vaudeville" sent FREE, Frederic La Delle, 8th, Sta. 246 Jackson, Mich.

W. SIEGERT WOOD PAT-TERNS

1250 W. 97th Pl. CHICAGO, ILL.

Manufacturer of Radio and Electrical Apparatus Electrical Experimental Work

Write for Estimates—I'll save you money.

BARGAIN **ORDER NOW**

3 Cash with order buys this **BENCH LATHE**

Weight 8 lbs. 4 in. O. to O. Shipping Wt. 10 Lbs. Pat. No. 1310 W. First St. E. Muncie Ind.

EXPERIMENTAL CHEMISTS!

ANNOUNCEMENT

The undersigned wish to announce that they have taken over the entire chemical supply business and interests of **JOHN F. O'BRIEN**, 149 Valley Road, Montclair, New Jersey, and assure Mr. O'Brien's past customers of prompt and efficient service.

We can supply any piece of chemical apparatus you need. Send stamps for List B. **WE THANK YOU.** Experimental Chemical and Research Laboratories, 133 West 10th Street, New York.

BATTERY CHARGING

Big profits. HB owners are clearing \$30 to \$50 a month. Some two and three-times these amounts. At least \$4.50 profit every capacity run. \$15 Plus This Money-Maker in Your Garage.

Balance in 6 monthly payments of \$25 each. Write for full particulars, or send \$15 with money for trial order under money-back guarantee. Absolutely no risk. Do it today.

Hubert Brothers Co., Box 7E, Troy, Ohio

THE MIDGET SLIDE RULE

will add, subtract, multiply, divide, solve problems involving even and uneven roots and powers. Also gives the logarithms of numbers and the Sines and Cosines, Tangents and Cotangents of all angles. Its operation is very simple; quickly solves any mathematical problem. Durable metal. Adapted for shop and office use. Fits the Pocket. 3 1/2 inches diameter. Price with instructions, . . . \$1.00

Your money back if you are not satisfied. **Gilson Slide Rule Co., Niles, Mich.**


GOOD hand generators, closing out at give-away prices. Crank can be replaced by pulley if desired. Your chance to get

110 VOLT GENERATORS

These are not toys but well-made machines, built for service. Order quick. While they last

Only \$3.00!

Watson Electric Co., Dept. 1-17, Gaa Bldg. Chicago



Big Money in Electricity

The electrical industries offer wonderful opportunities to boys with a liking for Electricity. The salaries paid to trained men are large, promotion comes rapidly and, best of all, the work is fascinating.

The discovery and development of new lines (such as wireless telegraphy and telephony), from time to time, promise attractive and paying fields to those who wish to specialize. The will to do and Special Training will bring success to you.

The International Correspondence Schools can help you to become an expert in electrical work, no matter what branch you like best. Thousands of young men have already won success through I. C. S. help. You can do as well as anybody, if you try. Everything is made so clear that you can learn in your spare time, regardless of where you live or what your work. No books to buy.

There's big money in Electricity. Get after it by marking and mailing the Coupon today. Finding out costs you nothing.

INTERNATIONAL CORRESPONDENCE SCHOOLS
BOX 5387, SCRANTON, PA.

Explain, without obligating me, how I can qualify for the position, or in the subject, before which I mark X.

- | | |
|--|--|
| <input type="checkbox"/> ELECTRICAL ENGINEER | <input type="checkbox"/> CHEMICAL ENGINEER |
| <input type="checkbox"/> Electrician | <input type="checkbox"/> SALESMANSHIP |
| <input type="checkbox"/> Electric Wiring | <input type="checkbox"/> ADVERTISING MAN |
| <input type="checkbox"/> Electric Lighting | <input type="checkbox"/> Window Trimmer |
| <input type="checkbox"/> Electric Car Running | <input type="checkbox"/> Show Card Writer |
| <input type="checkbox"/> Heavy Electric Traction | <input type="checkbox"/> Outdoor Sign Painter |
| <input type="checkbox"/> Electrical Draftsman | <input type="checkbox"/> RAILROAD |
| <input type="checkbox"/> Electric Machine Drivager | <input type="checkbox"/> ILLUSTRATOR |
| <input type="checkbox"/> Telegraph Expert | <input type="checkbox"/> DESIGNER |
| <input type="checkbox"/> Practical Telephony | <input type="checkbox"/> BOOK KEEPER |
| <input type="checkbox"/> MECHANICAL ENGINEER | <input type="checkbox"/> Non-granber and Trolat |
| <input type="checkbox"/> Mechanical Draftsman | <input type="checkbox"/> Cert. Pub. Accountant |
| <input type="checkbox"/> Ship Draftsman | <input type="checkbox"/> Traffic Management |
| <input type="checkbox"/> Electrical Draftsman | <input type="checkbox"/> Commercial Law |
| <input type="checkbox"/> Machine Shop Practice | <input type="checkbox"/> GOOD ENGLISH |
| <input type="checkbox"/> Gas Engineer | <input type="checkbox"/> CIVIL ENGINEER |
| <input type="checkbox"/> CIVIL ENGINEER | <input type="checkbox"/> (Common School Subjects) |
| <input type="checkbox"/> Surveying and Mapping | <input type="checkbox"/> CIVIL SERVICE |
| <input type="checkbox"/> MINE PUMPS OR ENGINE | <input type="checkbox"/> Railway Mail Clerk |
| <input type="checkbox"/> STATIONARY ENGINEER | <input type="checkbox"/> Textile Overseer or Supt. |
| <input type="checkbox"/> ARCHITECT | <input type="checkbox"/> AGRICULTURE |
| <input type="checkbox"/> Architectural Draftsman | <input type="checkbox"/> Navigator |
| <input type="checkbox"/> PLUMBING AND HEATING | <input type="checkbox"/> Postal Rating |
| <input type="checkbox"/> Sheet Metal Worker | <input type="checkbox"/> Automobiles |

Name _____

Present Occupation _____

Street and No. _____

City _____ State _____

You benefit by mentioning the "Electrical Experimenter" when writing to advertisers.

Answer Your Country's Call

The Government Is Calling

for experienced wireless operators and telegraphers. Prepare to serve where needed the most—learn at home to be a proficient operator.



Telegraph Buzzer and Key



For Learning
Wireless
and
Land Line Codes.

Outfit consists of a telegraph key, buzzer and three binding posts, mounted on a finished base, 7 in. x 4 1/4 in.

The key has silver contact points and "click" for learning to send messages in the Morse American Code. The buzzer reproduces the sound signals used in wireless.

The key may be used alone or with the buzzer, and two Outfits placed at some distance apart can be operated for sending and receiving practice.

Price, complete with wiring diagram and code chart

\$2.00

Knapp Combination Wireless Outfit

For Learning
Sight and
Sound Signals,
Wireless and
Land Lines.



This Outfit is similar to the Knapp Buzzer and Key Outfit No. 405, with the addition of a Lamp, Lamp Socket and Control Switch.

Two dry cells connected to the binding posts will produce the necessary bright flash from the lamp, which is operated by the key for sight signalling; the Buzzer, operated by the Key, gives the wireless sound signals; while the Key, without buzzer or battery, may be used for American Morse Code practice.

Two Outfits may be operated at a considerable distance apart.
Price, complete with wiring diagram and code chart

\$2.50

At All Leading Dealers

If your Dealer Cannot Supply you, Order Direct.

Write for free catalog of celebrated Knapp Motors and electrical specialties from 10c up.

Knapp Electric & Novelty Co.

523 West 51st St.

New York City

Knapp "Learnelectrics"

Complete Electrical and Experimental Laboratory.

A choice collection of instruments, materials and interchangeable parts, together with a very valuable



Instruction Book.

by H. P. GORMAN, A.I.E.E., profusely illustrated and covering entire subject. \$3.25

A NEW ELECTRIC RECORDING COMPASS.

(Continued from page 165)

to realize the benefits which they could obtain from its installation aboard their vessels, but on the part of the officers of the ships. Their arguments against the inventions were not direct; they merely rested on the statement that they did not desire what they termed a "mechanical spy" on board.

A record made by the instrument during this period, while on a cruise up Long Island Sound, is given herewith.

The recording compass, as its name implies, is a device which will make a continuous record on a sheet of paper of whatever courses the ship may have taken during a cruise of any duration.

By the addition of other quite simple attachments, the speed of the vessel during any interval is shown as well as the number of revolutions of the engines and also whatever signals affecting the movement of the ship which may have been given. All this data is plotted automatically on a chart against time.

In the event of any controversy arising as regards the movements of the ship these records would serve to establish the justice or injustice of unkindly criticism. They would be invaluable for purposes of determining the relation of the speed to the revolutions since they show precisely what progress the vessel made at all points. In cases when "dead reckoning" must be resorted to, a record of the behavior of the ship since she left harbor would eliminate all risk from error and place this process upon a scientific basis. In legal actions based on the movements of ships, as in collision during fogs, etc.; the records would serve to show whether due caution had been exercised and hence would fix the responsibility. The operating office would have on hand a precise record showing whether their orders as regards the maneuvering of their ships had been executed; whether the pilots were properly performing their duty, etc. The value of the instrument for exploration purposes is readily apparent.

The invention consists of a spark coil capable of producing a disruptive discharge thru one inch and of the usual ship binnacle excepting that the needle is attached to a very light aluminum spiral, see photo herewith; below the compass controlled aluminum spiral a paper chart is fastened to a circular frame. This frame is slowly revolved by means of a step by step electrical mechanism which is visible in the illustration. The gearing being actuated periodically by an electric master clock, a slow circular motion is imparted to the chart equivalent to 5 degrees (one small angular division) per hour. The chart frame has a radial conductor to which one secondary terminal of the spark coil is attached, the other terminal is connected to the aluminum spiral thru the center support. A stream of sparks passing from the radial conductor to the aluminum spiral will perforate the paper record which is interposed between them. The aluminum spiral is held in a constant direction by the directional force exerted by the needle, while the chart changes its angular position with respect to the needle as the ship changes its course. This change in angular position produces a change of the point of intersection of the radial conductor and spiral. Perforating the paper by an electric spark, which will jump thru it at this intersection point, results in a record of the behavior of the ship as regards direction.

The spiral is arbitrarily selected so that at the north end of the compass it is three inches from the center, at the west point the radius vector is two and one-half inches, at south two inches and at east one and

Learn Watchwork, Jewelrywork and Engraving.

A fine trade commanding a good salary, and your services are always in demand. Address HOROLOGICAL Department, Bradley Institute, Peoria, Ill., for our latest catalog



INSIDE TYRES Inner Armor

for Auto Tires. Double mileage, prevent blow-outs and punctures. Easily applied in any tire. Thousands sold. Details free. Agents wanted. Amer. Accessories Co., Dept. 52, Cincinnati

MAGNETIC RECTIFIER
Patented
April 18, 1916



F-F BATTERY BOOSTER

Full Wave A. C. Rectifier
BE YOUR OWN SERVICE STATION
For Public or Private Use

This little machine is selling like hot cakes and makes every purchaser smile at his own business easiness, and wonder why he hadn't bought one before. You simply attach it to the lamp socket and at a few cents' cost for current your battery is full of "pep." Buy now. We furnish complete portable Charging Rheostat with ammeter and current regulator for service on D. C. circuits.

\$24 Complete, and up
F. O. B. Cleveland

THE FRANCE MANUFACTURING CO., Cleveland, Ohio

Ask your dealer or write for Bulletin No. 12

You benefit by mentioning the "Electrical Experimenter" when writing to advertisers.

one-half inches. The spiral recedes uniformly from the center at all points, hence it is the Spiral of Archimedes. From the equation of the curve $r = a\theta$, derived from the principles of analytic geometry, a very accurate construction of the spiral is possible.

The chart is provided with three circles spaced one-quarter of an inch apart in which are recorded the speed of the vessel, the number of revolutions of the engines and whatever signals which may have been given. These records are made in the same manner, that is by *electrical perforation*. Connection to a standard taffrail log, which may be so arranged that an electrical circuit is completed every knot or multiple thereof, affords the means of recording the speed. The number of perforations in the hour division gives a measure of the speed in knots per hour. In the same way the number of revolutions of the engines per hour is recorded. A standard revolution counter may be so connected that every ten, hundred, thousand or ten thousand revolutions are recorded on the chart. Connection can also be made to the signaling devices and these recorded on the same chart.

Herewith is a drawing of the spiral, the radial conductor which extends under the compass needle from the *fleur de lis* to the center and the record chart, all located in the same relative positions which they occupy in the machine. It is apparent that the distance which the spiral cuts from the *fleur de lis* or north end of the compass box varies as the angle, and in as much as it is this distance which is indicated by means of the electric discharge upon the paper, a continuous record of the past behavior of the compass is obtained. An actual record of a cruise up Long Island Sound on board Dr. Jaeger's private yacht, the *Reco*, is here reproduced. The chart reveals the fact that the yacht put out of port point-


ing S.E. and held this course for about an hour; in approximately fifteen minutes the course was changed to E. by S. and held for forty-six hours; at this point the course was changed to N.E. by N., the change requiring one hour and a quarter, following this in six hours time the course N.E., was pursued for the remainder of the trip of twelve and one-half hours duration.

The yacht was a sailing vessel on which no engines were running, neither is there a log record hence the only information we can obtain from the chart is that it required forty-six hours to go out, six and one-half hours to partially reverse its direction and eighteen and one-half hours to put into port. The helmsmanship was good, since there are no abrupt changes in the trace of the course and furthermore one could gather that the sea was running fairly quiet, since the yacht being of small tonnage and draft would, in rough water, be forced into different courses, frequently resulting in an irregular record.

The view of the cabinet and apparatus shows the sundry special relays, controlling devices, switch gear and compensating mechanisms which are necessary for the proper operation of the recording compass. From its comprehensiveness the reader may obtain some slight idea of the vast amount of labor which was entailed in its construction.

Upon first thought it may seem as tho the magnetic needle would be affected by the electric spark which is in such close proximity. Microscopic examination of the needle while under such influence shows no effect whatever. This is explained because of the fact that the magnitude of the current is very minute or about two milliamperes, and also because the spark is an alternating current of high frequency; consequently the resultant magnetic field would be practically zero.

(Continued on page 206)



A CHEMIST of the Future

Every boy who plays with Chemcraft now is gaining knowledge that will be of greatest value to him when he grows up, and there isn't anything more interesting than working Chemcraft experiments.

Think of being able to make soap and inks, of testing your water supply and foods, and there are dozens of wonderful magic changes that will completely mystify your friends.

Chemcraft is recommended by leading chemists, government officials and professors in leading schools and colleges. It is scientifically correct.

- Chemcraft No. 1 sells for \$1.25
- West of the Mississippi and Canada. \$1.50
- Chemcraft No. 2 sells for \$2.50
- West of the Mississippi and Canada. \$3.00
- Chemcraft No. 3 sells for \$5.00
- West of the Mississippi and Canada. \$6.00

If your dealer hasn't Chemcraft write for full information and the name of the nearest store that sells it.

THE PORTER CHEMICAL CO.
Dept. B. Hagerstown, Md.

Learn Electricity



In the Great Shops of
COYNE
Trade and Engineering Schools
Dept. 159Y, 39-51 E. Illinois St., Chicago, Ill.

FINISH IN 3 MONTHS

These courses are thorough, short and practical. All instruction given on the actual equipment. No books or useless theory. Each man trained individually and stays as long as he likes. Start any time—day or evening.

Our graduates are in great demand. We are continually receiving letters, telegrams, and telephone calls from contractors, manufacturing firms, etc. seeking our graduates to fill responsible positions. We have now more positions than students are growing. Every comfort is given our students in the most beautiful section of Chicago—on the lake.

LEARN DRAFTING

Skilled Draftsmen are always in demand. Our courses are thorough—short—practical, preparing a man fully to hold a position of responsibility. We have more positions than we can fill. We also have thorough, practical courses in Plumbing and Heating and Motion Picture Operating.

EARN YOUR WAY

Many students earn a large part of their living expenses by doing a little work in their spare time. Our employment dept. furnishes these positions without charge.

COYNE TRADE AND ENGINEERING SCHOOLS
Dept. 159Y, 39-51 E. Illinois St. Chicago, Ill.

Please send at once your big Free Book—I am interested in

- Electricity Drafting Plumbing
 - Motion Picture Operating
- (Check trade interested in)

Name.....
Address.....

MAIL COUPON FOR FREE BOOK NOW!

Thousands of skilled Electricians are needed. The demand is becoming more urgent every day. The Government is employing every one they can get which is causing a great scarcity throughout the country and big salaries are being paid everywhere. Right now is your big opportunity. Make up your mind now to prepare for one of these big jobs and then get here as quick as you can for your training.

EARN \$100 TO \$300 A MONTH

In the Electrical business. Come here where you will be trained in these great \$23,000 shops. Experts show you everything and you learn right on the actual apparatus. You work on everything from the simple bell to the mighty motors, generators, electric locomotives, dynamos, switchboards, power plants, everything to make you a master electrician. We have thousands of successful graduates. Just as soon as you have finished we assist you to a good position. We now have more positions than we can fill. Think of it!

DRAFTED MEN—READ THIS

It will only be a short time until you are called into service. This is a war of skill, brains, and machinery. Uncle Sam must win this war and must have tens of thousands of men skilled in modern trades and professions such as Electricity, Drafting, Plumbing, and Sanitation. Such men will be quickly recognized and given an opportunity to rise. It is not too late for you if you act at once. In most cases those of our students in the draft, who have been called before completing their course, have been given an extension of time by their board sufficient to finish their course, owing to the great need of trained men in these lines in the Government Service.

You benefit by mentioning the "Electrical Experimenter" when writing to advertisers.



U.S. PATENTS

PATENTS AND TRADE MARKS.

LANCASTER & ALLWINE

REGISTERED ATTORNEYS

War Inventions Wanted

FREE

EVIDENCE OF CONCEPTION

INVENTIONS PATENTING PROMOTING

BOOK & FORM EVERY INVENTOR SHOULD USE

History will repeat itself in the present War. The greatest victories will be won not through overpowering numbers, but through the surprises wrought by invention. Life and property will be saved for the Nations by inventions. The Government is ready to experiment with and carefully consider any inventions which will aid in winning and ending the War. The Special War Bulletin just off the press will give you a good idea of what is needed. We will send it to you free of charge. Located in Washington, we are in close touch with the proper Government Officials who should be approached with inventions for use in War time, and we will advise you fully how the disclosure should be sent.

Our cooperation with an inventor is, First, to help him establish his rights before sending a sketch, drawing or model to any attorney; Second, to give a frank opinion whether it will pay to patent his idea, based upon our extensive knowledge of the patent laws, manufacturers' wants and facilities; Third, to obtain for him on reasonable terms, a patent that absolutely protects; and, Fourth, advise and assist him in making the invention a source of profit by outright sale, territorial grants, obtaining royalty, or the independent manufacture of the invention.

All matters are held strictly confidential, and personal services are assured by our Service Guarantee Contract. References: 2nd National Bank, Washington, D. C.; John P. Roth Machine Co., Cincinnati, Ohio; Home Savings Bank, Washington, D. C.; Duskl Mop Co., Paducah, Ken.

Before disclosing the invention to anyone, sign, witness and deposit in our fireproof safe, the form "Evidence of Conception" and establish your rights. A completed sample form in our book shows you clearly how to protect your invention. All are free. Just ask for them on a post card or simply mail coupon below.

Lancaster & Allwine
255
Oray Bldg.,
Washington
D. C.



COUPON

LANCASTER & ALLWINE,
255 Oray Bldg., Washington, D. C.

Send me free book, "Inventions Patenting and Promoting," Special War Bulletin, and blank form "Evidence of Conception."

Name _____

Address _____

WAR SAVINGS STAMPS DELIVERED TO YOUR HOME

Tear Out—Fill In—Hand Letter—Carrier—or Mail to Post Office

TO THE LOCAL POSTMASTER:—Kindly have letter-carrier deliver to me on _____ for which I will pay on delivery:

\$5. U. S. WAR-SAVINGS STAMPS at \$_____ each
(State number wanted) (See prices below)


25c. U. S. THRIFT STAMPS at 25c. each.
(State number wanted)

Name _____

Address _____

W. S. S. COST DURING 1918					
April	\$4.15	July	\$4.18	Oct.	\$4.21
May	4.16	Aug.	4.19	Nov.	4.22
June	4.17	Sept.	4.20	Dec.	4.23

W. S. S. WORTH \$5.00 JANUARY 1, 1923



E. H. TALBERT

Invent Something


YOUR IDEAS MAY BRING WEALTH IF PATENTED

Now is the time to patent a meritorious invention. We are constantly receiving letters from manufacturers and investors interested in new inventions protected by patents secured through us and which can be turned into money through proper handling.


Labor shortage has increased the demand for inventions in all lines. Labor Save Wants New Inventions to Help Win the War.

Write us today for free copy of our 104 page book, "How to Obtain a Patent and What to Invent." At the same time send us a sketch, model or photograph with written description of your invention for our Free Opinion and Evidence of Conception Certificate. If your invention is proper subject matter for a patent we will send you our Certificate to that effect.

TALBERT & TALBERT, 4287 Talbert Building, Wash., D. C.
Patent Lawyers—Successors to Talbert & Parker



PATENT



Edited by

In this Department we publish such matter as is of interest to inventors and particularly to those who are in doubt as to certain Patent Phases. Regular inquiries address to "Patent Advice" cannot be answered by mail free of charge. Such inquiries are published here for the benefit of all readers. If the idea is thought to be of importance, we make it a rule not to divulge details, in order to protect the inventor as far as it is possible to do so.

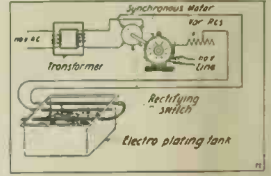
Should advice be desired by mail a nominal charge of \$1.00 is made for each question. Sketches and descriptions must be clear and explicit. Only one side of sheet should be written on.

With this issue we are inaugurating a new feature in our Patent Advice Department. It has been found in the past that this Department was rather dry and uninteresting to our readers. The reason for this is that in order to protect our correspondents, we did not, as a rule, divulge the idea and for this reason our answers as well as the entire correspondence were rather vague. It will be seen that in this issue, we are disclosing the device freely for the following reasons:

For one thing we are mailing the answer to our correspondents, as it is printed here, from two to three weeks before we go to press. If our correspondent thinks well enough of this answer, he has it in his power to get in touch with a patent attorney at once, if he wishes to protect his idea. At any rate, an outsider could not patent the idea which has been disclosed thru the columns of the ELECTRICAL EXPERIMENTER, because the original inventor would no doubt file an opposition. Or, if a patent was actually issued the original claimant could institute proceedings against the infringer. For that reason the disclosure of the idea will not in any way prove detrimental, but on the other hand it will be a protection to the original inventor who can always point to the printed record as published in this periodical.

Electro Plating.

(236) Robert McGill, Chicago, Ill., wants our opinion as to the patentability of a combination of a transformer, the primary of which is connected to an A. C. main, the secondary of which is connected to a rotary rectifying switch operated by a synchronous motor, run by current from the main supplying the primary of the transformer. This is connected to an electro plating outfit. Our correspondent wishes to know if this idea is patentable and practicable.



A. There is nothing very new about an idea of this kind, and it is certainly not patentable. Furthermore, we very much doubt if good plating will result from a combination of this kind, for the reason that a system of this kind will not deliver pure direct current necessary for good plating work.

Pocket Wireless.

(237) Robert N. Rose, Queens, N. Y., submits an idea to put a complete wireless outfit, phones excepted, into an ordinary watch case, using the stem by which the watch is usually wound to vary the loading coil. Our advice is asked.

A. This is a very clever idea, but not patentable as far as we can tell. There are no new features involved, similar ideas having been described in the ELECTRICAL EXPERIMENTER before.

You benefit by mentioning the "Electrical Experimenter" when writing to advertisers.

ADVICE



H. GERNSBACK

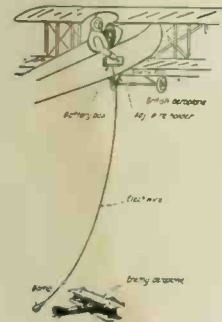
Auto Warning Device.

(238) Elmer Wahl, Carnegie, Pa., has an idea that he can make a compass arrangement to close certain contacts, so that, when an automobile passes ten feet away from it, these contacts, thru an electric current, will operate a horn located around the curve, the idea being to avoid collisions.

A. This will not work at all, one reason being that if you will buy a compass you will find that its needle does not stand still all day long, but varies thru several degrees. Local magnetic storms, as described in our editorial in the June issue, will cause a needle to fluctuate more or less; hence the alarm would not be reliable. Furthermore, an automobile rushing by ten to fifteen feet away from it, would not influence a magnetic needle sufficiently.

Aeroplane Bomber.

(239) Lawrence Arnott, London, Ontario, Can., submits an aerial offensive device consisting of a wire cable having attached to its lower end a bomb. This contrivance is trailed behind the attacking aeroplane, and the bomb is exploded by means of an electrical contact as soon as it comes close to the enemy aeroplane. Our advice is asked.



A. This is a very clever idea, and we believe it is patentable, altho we are not sure at all that it is practicable. Aviators as a rule do not like contrivances that have wires trailing behind on account of the entangling features, etc., but it seems to us that sooner or later they will come to use a device of this kind, particularly at the present time when the Germans have developed their "flying tanks" which are almost invulnerable against ordinary machine gun fire.

Of course, the attacking aeroplane would have to do some very tall maneuvering to get the bomb close to the enemy aeroplane, but the thing certainly is not impossible. We would advise our correspondent to take out a patent on this device, altho as stated before we do not know how practical it may prove.

Hydrometer.

(240) N. Kenneth Mehaffie, Altoona, Pa., would like very much to know if the following scheme is practical. In place of making the usual form of hydrometer for general purposes, he suggests one in the form of a strip or rod of a non-absorbent material being unaffected by acids, and weighted properly at the bottom and graduated up the face or side. Our correspondent thinks that this would be a far cheaper form of hydrometer, and would be practically indestructible. While he thinks that it would not take the place of the very sensitive laboratory instrument, it might do for general purposes.

A. This is a very old idea. As a matter of fact, the very first hydrometers were constructed upon this plan. If you will look up any physics book, you will find hydrometers made of wood or the like, weighted with shot at the bottom. There is no advantage in a device of this kind, for hydrometers are selling as cheap as 25 cents a piece.

Piston Ring.

(241) John M. O'Brien encloses a sketched and description of a two-piece anti-leak piston ring.

AMERICA NEEDS YOUR IDEAS

Submarines, torpedoes, flying machines, machine guns, immense howitzers, the British "tanks," and an untold number of other products of American brains, are dominant factors in the Great War. We are just starting, our—YOUR—ingenuity must lead to Victory. Uncle Sam—the whole civilized World—is seeking ideas that will aid in the fight. Can't you help with even ONE of thousands of simple things that will win recognition—perhaps fortune for you?

The need is for inventions of peace, too. Never before was there such a demand for new ideas of all kinds—never before have so many manufacturers, and other patent buyers, written me for good things protected by OWEN PATENTS. There is, to-day, a market for thousands of ideas—including YOURS. Write for my free booklet and see—read for yourself the hundreds of requests recently received.

You incur no obligation by writing me. My advice costs nothing and I make no charge for an opinion as to patentability of your idea. If my opinion is favorable I will back it up by a *Guarantee Contract* which protects you fully. If you want to sell your invention, I will help you, and will advertise it free of charge, in "INVENTION AND MANUFACTURING."

A simple request will bring to you at once, my four free books:—"SUCCESSFUL PATENTS," a 72 page guide telling how to proceed, gives references, etc.; "STEPPING STONES" tells the truth about prizes for inventions, gives hundreds of hints of inventions wanted, etc.; "PATENT BUYERS" publishes over 400 requests of manufacturers and others who want OWEN PATENTS, together with ideas they want; "PATENT PROMOTION," tells you how to sell, why some inventors fail, discusses the value of your idea, etc.

Write for these books to-day. I will send you a signed agreement that will protect you before you disclose your invention.

RICHARD B. OWEN Patent Lawyer
164 Owen Bldg Washington D.C. 2276. Woolworth Bldg New York.

ADVERTISING PAYS

It pays the advertiser and it pays the man who reads and answers ads. FOR ADVERTISING RATES in the Electrical Experimenter (100,000 circulation) address Advertising Dept., 233 Fulton St., New York.

NO ATTORNEY FEES

until patent allowed. Send sketch for free report. Books free. Frank Fuller, Washington, D. C.

PATENTS WANTED

TRADE-MARKS and COPYRIGHTS

Largest Patent Firm in the World

SPECIAL OFFER

This Certificate of Patentability, together with our blank form of Proof of Conception will protect the inventor and serve as proof of the invention until the case can be filed in the U. S. Patent Office.

OBTAINING ASSISTANCE FOR INVENTORS—Our certificate is of great assistance to inventors who require financial aid to obtain patents

OUR FIVE BOOKS MAILED FREE

(See Coupon Below)

to any address. Send for these books—the finest publications ever issued for free distribution.

HOW TO OBTAIN A PATENT
Our illustrated eighty-page Guide Book is a Book of reference for inventors and contains 100 mechanical movements. Illustrated. Tells how to invent for profit.

WHAT TO INVENT
Contains a valuable list of inventions wanted and suggestions concerning profitable fields of inventions; also information regarding prizes offered for inventions amounting to ONE MILLION DOLLARS.

LIST OF PATENT BUYERS
Contains requests from manufacturers, mail order houses and promoters for patents secured by us and suggestions as to New Ideas they wish to purchase. We place our clients in touch with capital free of charge. We have recently received over 300 requests from manufacturers.

MILLIONS IN TRADE-MARKS
Shows the value of Trade-Marks and information regarding unfair competition. We advertise Our Clients' Inventions Free in a list of Sunday newspapers, in manufacturers' journals and in World's Progress. Sample Copy Free. We save you time and money in securing patents. After the patent is granted we assist you to sell your patent.

WANTED NEW IDEAS

Victor J. Evans.

FREE COUPON!

VICTOR J. EVANS & CO.
PATENT ATTORNEYS

New York Offices: 1001 to 1007 Woolworth Bldg. Pittsburgh Offices: 514 Empire Bldg. Philadelphia Offices: 1429 Chestnut St.


Main Offices: 779 Ninth Street, N.W., Washington, D. C.

Name..... Address.....

Our New \$2,000,000 Building
779-1007 9th Street
Washington, D.C.

VICTOR J. EVANS BUILDING

You benefit by mentioning the "Electrical Experimenter" when writing to advertisers.



New and Free

Free, my new 90-page booklet, "Patent Knowledge for Inventors." A volume of real information on patents. Different from the usual "Circus Stuff." Contains startling information usually not told. Write for this free book today. It will open your eyes. Write quick for this free book while this edition lasts. Mail a postcard or letter or the coupon. Do it now, before you forget.

Inventors
If other patent firms have failed to get you a patent on your invention, let me try. I secured a patent on an invention now worth a million dollars on one invention which of the oldest patent firms had failed in two attempts to secure patent.

Make Your Fortune

Inventors are making fortunes every day. There may be a fortune in your idea if it is handled rightly. Send me sketch or model and I will give you a report as to patentability in 3 days. Anyway write for my new free book. Send a postal today.

GEORGE P. KIMMEL, Patent Attorney
88G Oriental Bldg., Washington, D. C.

Can You

think of a simple, practical idea that will fill one of the many requests we have on file for new inventions? It may mean a fortune for you. Thousands of things are needed right now. Your brains can help. Send today for our great new book—

"Inventions and Trade-Marks Their Protection and Exploitation"

and learn more about making money from ideas than you ever knew before. It tells many things that are wanted, too.

A postal will do—It is free

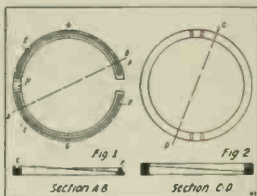
We Help Our Clients

without charge to get the dollars out of their ideas—having facilities none others possess. Advice free. Don't delay—get the book at once.

AMERICAN INDUSTRIES, Inc.
215 Patent Dept. WASHINGTON, D. C.

Our correspondent believes that such a ring would combine the advantages of both eccentric and concentric rings without their disadvantages, and at the same time possess the much desired leak-proof feature. Our advice is asked as to the patentability and practicability of this device.

A. The sketch which we reproduce herewith shows the idea clearly. The groove feature seems to be a particularly happy one, and to our mind it is a new idea which seems to us patentable.



On account of the wedge shape the ring will certainly prove non-leakable. We would, however, suggest trying out the idea in practise beforehand.

Flashlight Battery.

(242) T. Robertson, Hendrum, Minn., wishes to know if any patents have been granted on flashlights having storage batteries incorporated in same. Also if they are of the wet or dry type.

A. There is nothing new about this, flashlight batteries having been sold for years in Germany as well as in France and in England by certain makers, which have small storage batteries instead of the usual dry cell device. Cells of this kind are usually of the dry storage battery type, and as a rule contain either powdered glass, glass wool or electrolyte of the gelatinous kind to make the liquid immovable.

Screwdriver.

(243) Andrew M. Boehmer, Cleveland, Ohio, submits description and illustration of a non-turning screwdriver, the handle being made of die castings. An arrangement is provided so as to lock the screw driver by means of a large nut.

A. This is a very good idea and very clever, but we are afraid the screwdriver will be too expensive to manufacture, but of course there is always a good demand for the better class screwdrivers of this kind. We think a patent may be obtained upon the device.

A NEW ELECTRIC RECORDING COMPASS.

(Continued from page 203)

Another seemingly fatal disadvantage one may think of at the outstart is that the spark used on the compass would send out electric waves which will interfere with the ship's wireless receiving set. That this is not the case has been demonstrated and from theoretical considerations it is apparent that an undamped electric oscillation of such short wave length, and being practically surrounded by grounded metallic parts will have no effect on the wireless equipment.

Today, after years of ceaseless toil and disappointments, the electric recording compass bids fair to become an indispensable accessory of every ship. With the ever increasing installation of recording instruments of all kinds, instantly on the alert to detect any shortcomings on the part of the machinery or crew, the recording compass has been looked upon as a necessary part of the equipment. Of what value is it to know, for instance that the boiler pressure has been kept at a constant value, that the steam engines have been functioning at the maximum efficiency, etc., when it is not known that the course has been properly maintained and that the passengers and cargo have not received that delicate care so requisite for their safety? All pilots are required to pass stringent and exacting examinations and have most excellent qualifications, but in spite of this we always lack the irrevocable proof that he has steadfastly done his duty. The recording compass puts the seal of excellency upon his work if it is good—the stamp of reproach be it bad.

Aside from its other valuable features it is a marvelous stride in the advance of human progress as a safeguard to life and property.

Patents, Make Your Ideas Pay

Hundreds of Inventions are sold yearly. We help market yours without cost. Send sketch for free opinion. Book and suggestions sent on request. Prompt service. Best results.

A. M. BUCK & COMPANY
205 2nd National Bank Bldg., WASHINGTON, D. C.

PATENTS

THAT PROTECT AND PAY

Books and Advice Free

If you want to sell your patent, take it out through my office. HIGHEST REFERENCES. BEST RESULTS.

WATSON E. COLEMAN, Patent Lawyer
624 F. Street, N. W. Washington, D. C.

EVERY INVENTOR

should have this book. "PATENTS AND PATENT POSSIBILITIES." It is a book full of ideas and practical advice, telling what to invent and where to sell. Write for your copy today. IT IS FREE.

I have requests for patents upon sound inventions of all kinds. Can you help supply the demand?

My service is individual, prompt and efficient (15 years experience). Every expedient is employed to secure patents at least possible cost.

H. S. HILL, 804 McLaughlin Bldg., Washington, D. C.

Electricians

Get up-to-date in HOUSE WIRING! Save TIME, MONEY, LABOR and MATERIAL by using our 99 GENUINE BLUE PRINT DRAWINGS, containing all the latest diagrams and connections known in house wiring—every diagram and connection up-to-the-minute as used by first class electricians for and including BELL, BUZZER, ALARM, LIGHTS, ANNUNCIATORS, FIRE ALARMS and ELECTRIC GAS LIGHTING. These drawings are bound in the form of a handy book (8 x 12), for convenience in using on the job. Send for them, and if they don't make you more efficient as a wireman and save you many times their cost as a contractor, return them and money will be refunded—you can't afford to be without them. ONE DOLLAR post paid. Send for circular on other sets of drawings.

PATENT SPECIALTY COMPANY
462 Sanchez Street San Francisco, Cal.

Convert Your Bicycle Into a Motor-Cycle

We sell you the motor complete or furnish you with the finished parts from which you can build the motor yourself with few tools. We send you the printed instructions with blue prints of the drawings for \$2.50 or full particulars for 3-cent stamp.

STEFFEY MFG. CO., 5025 Brown St., Phila., Pa.

INDEX

TO

ELECTRICAL EXPERIMENTER SCIENCE & INVENTION

FOR VOLUME 1, 2, 3, 4, 5

This index contains 24 pages and shows every article of interest that has been published since the inception of the magazine up to and including April, 1918.

This index is absolutely indispensable to everybody interested in any kind of electrical research interested in any kind of electrical research work. Everything of importance in the advancement of electrical science during the last five years can be readily found by means of this index. Then if you should not have the back numbers containing certain information, these can be secured from us at the following schedule.

Copies not over three months old—15c each; more than three months—20c each; one year old—25c each. Special prices on request for copies older than one year.

Price of index—**15c.**

EXPERIMENTER PUBLISHING CO.
Book Dept. 231 Fulton St., N. Y.

"The Book the Inventor Keeps"

Worth more than all other patent books combined. FREE.

Write
LACEY & LACEY
131 Springer Bldg.
Washington, D. O.
Established 1889

You benefit by mentioning the "Electrical Experimenter" when writing to advertisers.

ELECTRIC OR STEAM RAILROADS—WHICH?

(Continued from page 153)

8% efficiency. Now consider that during cold weather this same machine often loses 40% of its efficiency, due to the heat utilized in raising the temperature of the feed water. In Summer at 85° F. then 127 heat units are required per lb. of water to raise steam.

Thus it is seen that in —20° F. cold winter weather, 232 — 127, or 105 more heat units, are required per lb. of water to raise steam; or 105 ÷ 232 = 45% loss in cold weather. When the mercury falls to —40° F. and more, the steam locomotives use so much heat from their coal to heat the water from the low temperature that they often freeze up, as pointed out in the official reports of the C. M. & St. Paul Railway and other systems.

Some very vital and illuminating statistics are cited in respect to the efficiency, or rather *inefficiency* of operation of steam railroads, in the address of President E. W. Rice, Jr., before the *American Institute of Electrical Engineers* mid-winter convention. Among other things, Mr. Rice said: "Where electricity has been substituted for steam on railroads, fully 50% increase in available capacity of existing tracks and other facilities has been demonstrated. . . . Electric locomotives have permitted a speeding up of train schedules by some 25% under average conditions. In cold weather the electric locomotive actually has its hauling capacity increased at a time when the steam locomotive is using up all its energy by heat radiation from its boiler (in cold weather) and engine into the atmosphere, with the result that practically no useful power is available to move the train, the electric locomotive is operating under its most efficient conditions and may even work at a greater load than in warm weather. But this is by no means all. The railroads of the country consumed 150,000,000 tons of coal in the year 1917. *Electrification of the railroads would save at least two-thirds, or 66 2/3%, of this coal; or electric locomotives substituted for steam types would save over 100,000,000 tons of coal in one year. This is an amount three times as large as the total coal exported from the United States during 1917.*"

Furthermore, careful tabulation by Government experts shows that the railroads of the United States used in 1915 twenty-four per cent, or about *one-fourth* of the total coal output to run their trains. Think of it! And again—electric haulage, as demonstrated by actual results obtained on the St. Paul, the Pennsylvania, and the Norfolk & Western, could have *saved* two-thirds of this or 100,000,000 tons of coal, equal to *five times* the total amount used by all the electric central stations of the country.

Public announcement was recently made by Sir Adam Beck, at London, Ontario, that the Canadian Pacific Railway, Canada's premier transcontinental system, and one of the world's greatest, is moving toward electrification. Sir Adam, as chairman of the Hydro-Electric Power Commission of Ontario, told the Board of Trade he was in a position to announce that the Canadian Pacific Railway had asked the Commission for figures on the cost of electrifying the Ontario lines, for estimate on the cost of electrical operation, and for an indication of the possibilities of securing a supply of power from the publicly owned hydro-electric system. He further stated that the Canadian Pacific Railway has been in touch for some time with the electrical operation of Chicago, Milwaukee & St. Paul Railway. The coal famine in Canada and steam

inefficiency in the rigorous winters, it is reported, has directed the attention of the Canadian Pacific Railway to electric traction.

On one of the Southern coal roads, with long hauls to reach the consumer, nearly 25 per cent. of the coal output is used on the locomotives which haul the coal to market and return the "empties."

Did you ever stop to think that practically all of this 150,000,000 tons of coal consumed by the railroads has to be hauled from the coal mines to various section terminals along the line, sometimes a thousand miles or more. And again, that a considerable part of the coal is *hauled back again in the locomotive tender.* Mr. Rice, Jr., in his paper cited above, stated in this connection: "It is estimated that fully 16 per cent of the *total ton-mileage* movement behind the engine draw-bar is made up of *company coal and coal cars*, including in this connection the steam engine tender and its contents. There is available in the United States 25,000,000 H.P. of water power; if this were developed and could be used in driving our railroads, each horse-power so used would save at least 6 pounds of coal per horse-power hour now burned under the boilers of our steam locomotives.

Water is consumed in enormous quantities by all steam locomotives, of course—millions of gallons of it annually. The illustration herewith serves to show how this great bulk of water has to be pumped and piped or purchased, as in cities, and distributed all along the line at intervals of 20 to 30 miles. Based on the fact that the 65,000 steam locomotives in the country operated about half the time, or, let us say, half the year, then they would consume something like 9 1/2 billion tons of water, or over 2 trillion gallons every year.

The two illustrations herewith show the latest high-power electric and steam locomotives respectively, together with their horse-power ratings and losses along the systems on which they operate. The engines are about equal in size and strength and give a clear idea of their relative efficiency. As already mentioned, the steam engine realizes about 7% gross efficiency, whereas the electric locomotive shown, developing 4,000 H.P., shows a gross efficiency of 89%. This means but little in a way; rather, it is the over-all efficiency of the entire electrified railroad system that really tells the tale. Here are the facts.

Efficiency of Electrified Railroad.

With hydro-electric power (ordinarily without regenerative braking), gross efficiency from water power to locomotive = 56%. In the case of the C. M. & St. Paul R. R., the engines deliver power back to the system when coasting down mountains to the amount of 15%. Hence the gross or over-all efficiency here equals 71%.

With mouth-of-mine centralized electric generating, stations, gross efficiency from coal burned to electricity delivered to locomotives = 10 to 12 per cent. This eliminates company coal and water haulage, reducing the labor required incidentally.

With "natural gas" engine plants, gross efficiency from gas used to electrical energy delivered to locomotives = 24 to 30%.

With "gas producer" plants operating on coal at mouth of mine, the gross efficiency from coal burned to the electrical energy delivered to the locomotives = 24 to 28%.

Present Steam Railroad Efficiency. With coal-burning locomotives, gross effi-



All You Need to Know About Electricity

AND the necessary ability for your sure success as an Electrical Engineer, a Commercial Engineer, or Expert in the various Electrical Trades—that is what you can obtain at this school, in the shortest time, at the least cost. We will actually train you by practical methods and modern apparatus in our great laboratories to be an electrical master, and help you develop yourself into an efficient, high salaried electrical executive in a short time. We are a working part of the electrical world. We know its requirements, the kind of men needed, what they must know, what they must be able to do. And we educate young men accordingly, with the result that our graduates have the ability that wins success, and the electrical industries look to us for efficient men.

Student Part Time Employment

Here you can "Earn while you Learn" if you like. By special arrangement with large concerns we furnish students employment half a day, thus giving them actual business, industrial or technical experience while at school, and the money they earn, they use to help pay their school expenses. The other half day they spend in class and lecture periods, laboratory and machine testing rooms, etc. Their educational advantages are doubled here, and the opportunity to earn money is given as well.

Positions for Graduates

This school is recognized by the electrical world as a powerful institution for furnishing electrical men with the kind of ability so greatly needed, and our graduates are eagerly employed at high salaries as soon as they finish. You will not only obtain a superior, thorough, practical, electrical education here, but a high-salaried position when you graduate.

Your Success Assured

Enroll with SCHOOL OF ENGINEERING OF MILWAUKEE now—new term just commencing. Join this fine class of ambitious fellows here—your success is assured if you do. Choose this School—Foremost Electrical School in America—providing every opportunity other schools offer, and many great advantages no other school affords. Get full details.

CLIP THIS COUPON—MAIL RIGHT AWAY

SCHOOL OF ENGINEERING OF MILWAUKEE
50-373 Broadway, Milwaukee, Wis.

Without obligating me in any way, please send me illustrated catalog and complete particulars regarding your institution and the following course:

- (Check Course Interested in)
 ... Electrical Engineering—3 years.
 ... Commercial Engineering—2 to 2 1/2 years.
 ... Complete Electrician—D. C. & A. C.—1 year.

- Special Short Courses:
 ... Electric Trouble and Lineman.
 ... Electric Motorman.
 ... Electric Motor Repairman.
 ... Electric Wireman.
 ... Electric Trouble and Repairman.
 ... Draftsman.

Name
 Age Education

You benefit by mentioning the "Electrical Experimenter" when writing to advertisers.



Let Me Train YOU In AVIATION

I want you to take up Aviation. Positions at good pay are going begging, because there are not enough trained men to fill them. LET ME TRAIN YOU for some of these big positions that pay big wages. I know the game, for I have been flying for years. My advice to you is to decide right now to take a

Home Course in Aviation
in your spare time. Send today for our **FREE BOOK** and I will write you a personal letter along with it. I will tell you some **INSIDE** facts about this great industry. You'll want to get right in. Address as follows:

Captain George Frederick Campbell, Formerly Third Ace of the Royal Flying Corps, Chief Instructor of National Aero Institute.

Capt. Geo. F. Campbell, Chief Instructor, NATIONAL AERO INSTITUTE, Dept. 7447, Morton Building, Chicago, Illinois.

Two Airplane Concerns agree to take every one of our students who have mastered our course for the big paying positions of Mechanics, Inspectors, Assemblers, Engineers, etc.

Why don't YOU qualify?

Fill Out This Coupon and Mail Today

Capt. George F. Campbell, Chief Instructor
National Aero Institute, Dept. 7447
Morton Building, Chicago, Ill.
Dear Sir: Please send me without obligation, copy of "The Science of Aviation," also Particulars of Mail Course in the Principles of Aviation.

Name _____
Address _____

TABLE OF LOSSES IN HYDRO-ELECTRIC RAILROAD SYSTEM.


	Efficiency.	H. P. Delivered.
Assumed 1000 H.P. at water-fall.		
Water turbine	82%	820
A. C. Generator	96%	787
Step-up Transformers	97%	764
A. C. Transmission Line	97%	726
Step-down Transformers	97%	704
Sub-station Converter	94%	662
D. C. Feeder Circuit	95%	629
Electric Locomotive	89%	559

Hence gross efficiency or per cent of water power transformed into electrical energy, transmitted over high tension line; converted into direct current, and finally changed into mechanical energy at driving wheels of electric locomotive = $\frac{559}{1000} = .559$ or 55.9%. Total losses = 100 - 55.9 = 44.1%.

55.9 = 44.1% of power in water-fall. This is for fairly large systems developing 20,000 to 50,000 H.P. at least. Small hydro-electric systems show an over-all efficiency of about 50 per cent. In the case of the C. M. and St. Paul Railway, however, the net gross efficiency of the hydro-electric system is boosted by the locomotives generating current while running down mountain grades, thus returning 15% of the energy used by regenerative braking. The gross efficiency for that electrification is thus: 100% + 15% regained by regeneration = 115%, and 115% minus 44.1% loss = 70.9% efficiency, or ten times the efficiency shown by the best steam locomotives under practical road conditions.

Radium and Radioactive Substances FOR EXPERIMENTERS

Carnotite (Radium Mineral) The American Pitchblende found in Colorado, from which Radium is extracted. A generous piece, enough to conduct experiments, such as affecting photographic plates thru opaque material (similar to X-Ray pictures), first made by Sir W. Crookes and Mme. Curie, is furnished in neat wooden box. Price of one specimen of Carnotite as described above, sent prepaid \$0.25. Sensitive, prepared Photographic film (X-Ray work Film) to be used for above experiments furnished for \$0.10 each extra.



Carnotite

Radium—Radioactive Salts, containing one microgram pure Radium. Very powerful! Brilliant white luminescence in the dark! 10 Milligram of this most carefully prepared Radioactive Salts, sealed in glass tube (protected by a metal container), with which every Radium experiment can be conducted, are furnished. Price of one tube of Radium Salts as described, sent prepaid \$1.00. The contents of this tube can be mixed with special sulphides to form real Radium paint. Small bottle of Special Sulphide with liquid adhesive, prepaid \$0.50. Send for one of these preparations today. Stamps or coin accepted. **SIDNEY SPECIALTY CO. 233 S. FULTON ST. NEW YORK CITY**



DRAFT MEN

Learn Wireless Telegraphy

40,000 wireless operators urgently needed for Army, Navy and Aviation Service. Excellent opportunities with advancement to commissioned and non-commissioned grades with advanced pay. A chance to serve your country in a "preferred" position. Work trains you for position as Commercial Operator after the war with pay up to \$200.00 a month.

Complete Course by Mail in 10 WEEKS

Don't wait until called to camp—start studying at once in spare time at home. No previous training or knowledge of electricity needed; a few weeks home-study of our course will qualify you. Complete practice apparatus sent, with first lessons. We help you enter any branch of Radio service you select.

Write at once for full particulars. Don't delay—a postal will do.

National Radio Institute, Dept. 48, Washington, D. C.

The Breakers

on the ocean front



Atlantic City's Newest Fire-Proof Hotel

offers unusual attractions during Autumn and Winter Seasons. Luxurious lobbies, spacious verandas, restful sun parlors and superb music. A palatial residence for those seeking rest and recreation.

American and European Plans

Illustrated literature and terms mailed
Garage with accommodations for chauffeurs.

Consider the steam locomotive here illustrated. The engine itself weighs 271 tons, or about the same as the electric locomotive complete, and as it is the weight on the drivers that governs the tractive or hauling power, it should be capable of pulling the same load as its electric brother, but it cannot, for the reason that it must also haul along its "dinner" in the form of a 102-ton tender, carrying 12,000 gallons of water and 16 tons of fuel. This is mostly excess baggage—if the 102-ton tender were eliminated, as electrification now does, the same engine could haul from 5 to 6 cars more in its train.

The electrifying of a large railroad system is, however, a vast and extremely expensive proposition, and altho the scheme of electrifying such a stretch of track as between New York and Chicago, a distance of some 800 miles, has been projected by some engineers in the past few years the railroads have, in general, been content to try out these schemes on a more conservative and economical basis.

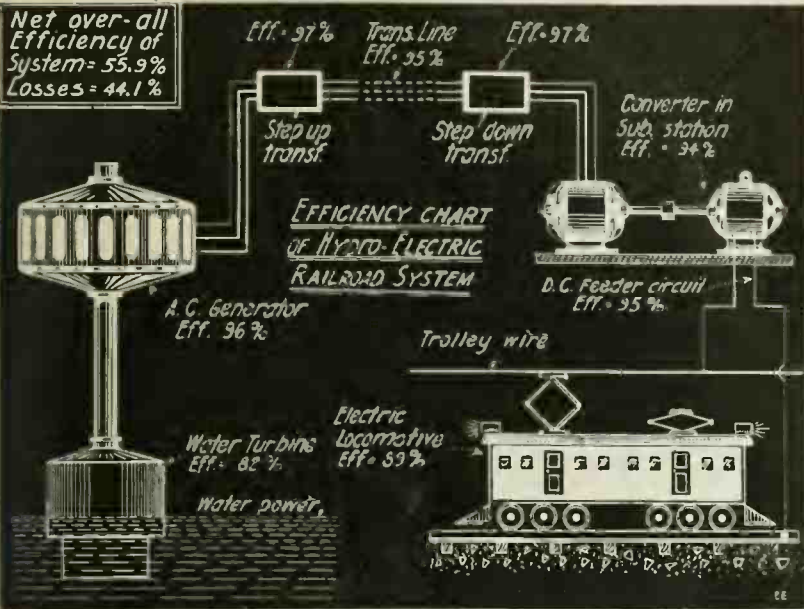
The application of electric traction to several of the great terminal systems of such railroads as the Pennsylvania and New York Central lines has served to prove beyond a doubt that, when properly utilized, electricity is at once the most readily controlled, efficient, and satisfactory source of power extant.

The steam engine has served us well for over half a century now, but, like other great inventions of mankind, it has about reached its utmost, both in point of operating efficiency, speed limit, and general service, and will in the not far distant future give preference to a newer and more efficient means of transportation.

The many advantages of electricity for transportation purposes will become fully utilized in a highly efficient and practical manner, when the water-fall is harnessed to the railroad train thru the medium of an electrical generating and distributing system, which has already been applied in Europe, and other countries, to lines of very considerable length. When a modern hydro-electric power system is employed to supply the electric current, a gross efficiency of 50 to 70 per cent is realized.

So much for the operating efficiency of the railroad employing electric traction; now we will take a look at the speed aspect of the problem, about which there has been evidenced much doubt of late among railroad engineers and in the publications devoted to their interests, the principal argument being, that, "as the electrical en-

were carried out by a body of engineers in Germany, between the cities of Berlin and Zossen, over a stretch of especially prepared track. The electric potential at the trolley wire was 40,000 volts, 3-phase alternating current, with step-down transformers on the cars. The front of the cars were equipt with pointed wind shields, and the



Copyright by E. P. Co., 1918.
The Above Chart Shows the Over-All Efficiency of a Hydro-Electric Railroad System With the Various Losses Occurring At Various Points Along the System Express As a Percentage of the Initial Power Developed By the Water Turbines Driving the Dynamos in the Power Station. It Will Be Seen That Such a Hydro-Electric System Has a Greatest Efficiency of About Five Times That Obtained By the Steam-Electric Systems Burning Coal Under Boilers.

gineer promised such wonderful speeds a few years ago, when electric locomotives were first introduced, why does he not show us a little proof of the pudding?" This question is partly answered by the fact that no orders have been given up to this time for an electric locomotive capable of making better speeds than those at present maintained by steam locomotives; also, if they were built the existing rolling stock and roadbed could not withstand the terrific strain imposed by higher speeds than 100 to 110 miles an hour, this being the present limit.

Another question often hurled at the electrical engineer is, "Why don't the electric locomotive show a greater speed than it does on trial trips, etc.?" The reason why it does not seem to be capable of outstripping its steam rival lies in the fact that it was not designed for that purpose; on the contrary, it was designed and built to conform to certain rigid specifications as supplied by the purchasers, and to date they have succeeded in fulfilling all the conditions so imposed. As an example, the new electric locomotives supplied to the Pennsylvania R. R. for hauling its trains through the North River tunnels into its New York City terminal had to be capable of starting and accelerating a 550-ton train on a two per cent tunnel grade, and also of hauling a full train at 60 miles per hour. The electric "Mogul" lived up to the demands made of it, and that was all that was required. If the contract had read 120 miles an hour, then the engine being built for such speeds, would have fulfilled the contract, as it is capable of being designed to perform any of the "stunts" made by its steam friend to-day.

Years ago, in 1903 to be exact, a number of vastly important tests and researches

maximum speed attained was 130 miles an hour, which became possible without any unreasonable demands of power.

To attain any speeds of this magnitude or higher with a steam locomotive, the power necessitated would require that the locomotive have such elephantine proportions that it would consume a large percentage of the power developed in propelling itself, due to the reason that the power demanded at such high speeds increases at a higher ratio than the square of the speed.

In speaking of the results obtained from the Berlin-Zossen tests, Dr. Louis Bell, one of the foremost electrical engineers of the day, said: "They show clearly that it is entirely feasible to run electric trains at speeds greatly exceeding those now usual, and this without demanding any unreasonable amount of power."

As thousands of horse-power in the form of electrical energy is now transmitted 250 miles and more, it is perfectly feasible to electrify such a line as from New York to Chicago, with but three or four power stations distributed along the line. The most important desiderata in such a large project as this is the tremendous initial outlay required, and the way in which this will most likely be accomplished will be to electrify different sections of the line, one after the other, allowing the expense to be spread over a number of years, at the end of which time the entire electrification will be complete.

Finally,—it is not impossible,—we of this generation may see the 150-mile an hour train, perhaps a mono-rail train, when we can lunch in New York, have dinner in Chicago, and possibly breakfast in Frisco. This is the age of endless wonders, and the only question the engineer asks is, "What next?"

What's Wrong With You?

PEP! NERVE! VIGOR!—GONE!

Do you dare to ask yourself why your Health and Strength are Falling? Look at yourself in the glass, ask what's wrong? Why are you not able to get the most out of life in the joy of living and earning capacity?



STRONGFORT
The Perfect Man


Do you realize the danger you are in by neglecting yourself? Is it constipation, nervousness, indigestion, insomnia, weak heart, rheumatism, rupture, physical weakness, poor memory, lung trouble, entering, short wind, poor circulation, round shoulders, skin disorders? Are you flat chested or round shouldered? Too thin or too stout? Do you want to increase your height, or muscular development, or just your general health?

Are You Afraid of the Truth?

Why not come to me as a friend and confidant and tell me what is preventing your getting the most out of life? I will write you a friendly, personal, helpful talk that will lift you out of despair and suffering. I will send it in a plain, sealed envelope. If you are a victim of any secret habits which are ruining your ambitions, endangering your future, even threatening your life, LET ME HELP YOU. Your secret is safe with me. DELAY MEANS DANGER. You can't mend the body with OILS, PHYSICS AND PIFLES! You must know Nature's way. This is the Strongfort way. I will show you. Send for my wonderful book "Protection and Conservation of Health, Strength and Mental Energy," enclosing 6c in stamps to pay mailing expenses. It will help you to shape your destiny. Be the master, not the slave. Write today.

LIONEL STRONGFORT
Physical and Health Specialist
558 Park Building Newark, N. J.

Build a Model of this Curtiss Military Tractor used in the U. S. Army



Build A Model War Aeroplane!

It's easy! With "IDEAL" Accurate Scale Drawings and Instructions you can build a 3-foot Model Aeroplane that looks like a real one and that will rise from the ground on its own power and fly 50 to 100 feet. It's a great patriotic sport, and you can learn a lot about Aeroplanes and how they fly. Send for the Drawings and Instructions for the one you want to build.

Curtiss Military Tractor	25c	Wright Biplane
Bleriot Monoplane		Curtiss Hydroplane
Nieuport Monoplane		Curtiss Flying Boat
Taube Monoplane		Coal Peck Biplane
(8 for \$1.75)		

"IDEAL" Aeroplane Construction Outfits, containing all parts and material needed to build these Aeroplanes, are sold by Leading Toy, Sporting Goods and Department Stores at \$4.00 to \$7.00. Ask your dealer for "IDEAL" Aeroplane Construction Outfits. Send for Free List of Stores which sell these Outfits.

Send 5c For This Catalogue
Tells about Model Aeroplanes and what you need to build them with. 28 pages of useful information—send 5c coin for it right away!

IDEAL AEROPLANE & SUPPLY CO.
78-82 West Broadway, New York

WANT A GOV'T JOB?

- Thousands War Jobs Open
- | | |
|--------------------------|---------------------------|
| Railway Mail Clerk | Customs Positions |
| Postoffice Clerk | \$500 to \$1500 |
| Postoffice Carrier | Panama Canal Clerk |
| Rural Mail Carrier | \$1200 to \$1800 |
| \$600 to \$1200 | Stenographer |
| \$600 to \$1200 | Clerk of Washington |
| | \$1100 to \$1500 |

Name

Address

Sign your name and address and send us this coupon immediately. We will immediately send you (1) a full description of the position checked, (2) a list of many U. S. Gov't Jobs now open and directions telling how to get free coaching for the position checked

Franklin Institute, Dept. R102, Rochester, N. Y.

You benefit by mentioning the "Electrical Experimenter" when writing to advertisers.



WIRELESS

The Government and Merchant Marine need thousands of trained operators. Our special

SUMMER COURSE

of Intensive instruction Starting July 1st, prepares men quickly for the Naval Reserve, Aviation, Signal Corps and Merchant Marine.

Day and Evening classes.

Send for latest Prospectus.

The Eastern Radio Institute is endorsed by the U. S. Government & Marconi Co.

Eastern Radio Institute

899B Boylston St. Boston, Mass.



Drop-Forged of Tool Steel
Built for Service

REG. U.S. PAT. OFF.
"Red Devil"
TRADE MARK.

Needle Nose Side Cutting Plier

Made by the leading makers of mechanics' tools. Tested cutting edges; spring-tempered handles and nose. Finely finished. Designed for electricians, jewelers, opticians, machinists, automobilists and other users.

From dealers or from us for \$1.60. Mention style 655-6 inch. Tool Booklet free.

SMITH & HEMENWAY CO
Inc.

107 Coit Street
Irvington N. J.

RADIO and MORSE

thoroughly taught at

Y. M. C. A.

TELEGRAPH SCHOOL
Marcy Ave., near Broadway, BROOKLYN

Feldman's "Geyser"
Electric Water Heater
Instantaneous Hot Water

FELDMAN MFG. CO.

1500 Times Bldg.

New York City

THE HOW AND WHY OF RADIO APPARATUS.

(Continued from page 176)

crowded thru the diafram will simply be wasted in magnetic leakage as shown at X in Fig. 1-B. With diaframs of given diameter, a thicker one carries more lines, is stiffer and can, therefore, be brought

AN ELECTRIC HOUR-STRIKING MECHANISM.

(Continued from page 182)

nubbin strikes LL and ends the game. The process continues for the succeeding hours, till at 12 o'clock the rack S falls thru its widest arc, the pin S¹ striking the snail at its lowest point W¹.

The layout of the snail is shown in Fig 2. The distance from W¹ to W² is just equal to twelve teeth on the rack, so make your rack first. Use for the rack a section of any old big clock gear wheel, filing the teeth over into the new shape required; then make your snail to correspond. In Fig. 1 the teeth are supposed to be 1/16 in. apart.

A word in regard to the forked trigger CC. The object of this is to give the magnet the longest pulling-time, and yet break the circuit at the end of the stroke. The contact holds on until the hammer-stem strikes the point CC¹, when the curved top and the spring KK are separated at JJ; and they remain apart until the returning stem strikes CC², when they are wedged together for another pull of the magnet. Of course the pivot DD must be muffled slightly, so that CC will stay where it's put, and not swing freely.

This rinktum may look complicated at first sight, but if you'll analyze it you'll find it's very simple and not hard to make. It's more work to describe it than to make it. So go to it, "Bugs," with my blessing.

MAKING A SIX-FOOT PIANO LAMP.

(Continued from page 178)

Connect the ends of the wires to the proper places on the inside of the socket and assemble it.

Remove the silk and cotton from about one foot of the cord that extends above the top of the post, leaving the rubber only. Now screw the nipple into the bottom of the brass stand and screw the flange onto the nipple. Pass the rubber covered wires up thru the stand and into the recess at the top. Bare the ends of these wires. Bare a short space on the wires that lead from the socket where the wires that come up from the stand meet them. Connect these wires and tape the joints. Take the other socket apart, fasten the top part to the other nipple and tighten the set screw. Pass the cross wires thru the nipple and top of the socket; connect them to the inside as before and assemble the socket. (Fig. 5 is a diagram of the electrical connections).

Screw the flange to the top of the post and draw the wire tight from the bottom. Glue the bottom of the post into the hole in the base and draw the wire tight from the outside.

The lamp is now ready for finishing. You may do this yourself if you think you are proficient in the art, but the best way is to take it to a man who is in the business; the result will pay.

We are now ready for the shade. These are made in a great variety of shapes and colors. You may buy the shade complete or simply buy the frame and have it covered. Either way is satisfactory.

Near the top of the shade is a ring which fits over the rod extending from the top of the stand and sets on top of the recess. The brass nut then screws down to hold it.

(The author's name for this article has been lost and if he will communicate with the Editor, credit will be given him in the August issue.)

nearer to the pole-pieces, but a limit to thickness is soon imposed by the increase of stiffness and inertia, and also by the decrease in the natural period of vibration, which should also be in the neighborhood of the periodicity of the current sent thru the receiver. The factor $d \Phi$, due to the current, is improved for a given current by increase of the number of turns of wire linked with the magnetic circuit; but when the applied E. M. F. is supposed given, the resistance of the windings has to be considered, which implies that the spools should be of small section and as nearly circular as possible. The spools are usually placed at the extreme ends of the soft iron pole-pieces, from which it follows that the pole-pieces must be reduced in section as far as possible without unduly increasing the reluctance of the magnetic circuit. As the diafram of the actual receiver is a stretched elastic body but tends to vibrate most easily and perfectly at a frequency, dependent upon its construction and elastic properties, which is known as its natural frequency, hence it is found that if the input current to the receiver is kept constant in amplitude, but if its frequency is varied, then the greatest response or motion of the diafram occurs when the *imprest* frequency is identical to the natural frequency of the diafram.

A factor which has been given considerable attention of late in the study of both radio and telephone receivers is that known as the *motional impedance*. Those interested in this subject will do well to consult an excellent paper giving a complete study of the telephone receiver diafram by Messrs. Kennelly and Affel, *Proc. Amer. Acad. Arts & Sci., Nov., 1915*. Motional impedance as applied to the telephone receiver concerns the current induced in the receiver windings by the movement of the diafram. In other words, whenever the diafram of the receiver moves or vibrates, it changes the reluctance of the magnetic circuit, and in consequence changes the flux thru the windings, thus causing an E. M. F. to be induced in them. If this were not so, the regular telephone receiver of the type here shown would not transmit speech without a battery connected in circuit with it. When the receiver has current past thru it and the diafram vibrates in consequence, the induced E. M. F. flows in an opposite direction to the current entering the windings and is a counter E. M. F. Thus, in the case of any telephone or radio receiver the total impedance of the windings is composed of two impedances, the first being that of the receiver winding, and the second, that of the reaction of the moving diafram.†

In any event the total pull on the diafram of a telephone receiver is made up of three terms—one representing the pull due to the permanent magnetism alone, one representing the pull due to the current alone, and a product term representing the pull due to the super-position of two magnetic fields, viz., those due to the current and to the permanent magnet.

TYPES OF RECEIVERS

Several of the more distinct types of wireless receivers will now be discuss. Several unique features of construction are shown in Fig. 2. At A there is shown one style of permanent magnet used considerably in bipolar watch-case type receivers, and as will be observed, the pole-pieces are secured to either side of the circular steel magnet rings. It may also be said at this point that the two magnet coils are invariably connected in series and arranged to produce alternate North and South poles as indicated in the figure. At B there is shown a common arrangement of the watch-case 'phone and its steel magnet rings. Another form of watch-case receiver magnet

† Mills, "Radio Communication," 1917.

27 Years the Enemy of Pain

A HEADACHE TABLETS

10¢  25¢

For **Headaches, Neuralgias, La Grippe and Colds Women's Aches and Ills, Rheumatic and Sciatic Pains Pain! No Matter Where**

Ask Your Druggist For A-K Tablets See Monogram A-K on the Genuine

The Antikamnia Chemical Co., St. Louis

MECHANICALLY RIGHT—A REAL LATHE

A Regular lathe, not a toy



Swing 4 inches, 11 inches between centers, 17 inches total length. Not weight 9 lbs. Shipping weight 13 lbs.

The bed of this lathe is machined. Workmanship is first class throughout. Lathe comes equipped with wood turning chuck. Lathes can be fitted with 3 inch face plate and drill chuck so special. Order one today. Price \$4.50 cash with order.

SYPHER MFG. CO., DEPT. C, TOLEDO, OHIO

Build Your Own PHONOGRAPH

It's Easy With Our Help

A few hours interesting work saves many dollars and gives you a machine exactly to suit your ideals. We furnish motors, tone arms, case material, blue prints and full instructions. Plans any record. You can make fine profit building phonographs for your friends.

Write Today for Our Free Blue Print Offer. Assemble ready built Choralions

CHORALEON CO. 707 Monong Bldg., Elkhart, Ind.



SAVE OVER HALF



MECHANICS' COMPUTING DEVICE
By rotating cap on end shows at a glance size of drill to use for taps from ¼ to 2 in. U. S. S. Pipe ¼ to 3¼ in. A. L. A. M. to 1 in. S. A. E. to 1½ in. also 16 small numbered sizes below ¼ in. Be sure to state which of the above you want. Price, by mail, 50c each. Please do not send stamps. Patented and manufactured by W. J. RAINEY, Box 135, Grove City, Pa.

SAVE 25% to 60% on slightly used

GRAFLEX-KODAKS
Cameras and Lenses of every description. Beget to now. Save money. Write now for Free Bargain Book and Catalog. Being hundreds of money-saving bargains in slightly used and new cameras and supplies. All goods sold on 10 days' Free Trial. Money back if not satisfied. You take no chance dealing with us. We have been in the photographic business over 16 years. Write Now

CENTRAL CAMERA CO., Dept. 177, 124 So. Wabash Ave., Chicago

is shown at C. This arrangement may comprise a permanent steel magnet, X, with an electro-magnet, Y, secured at the center. The diafram is then acted upon in this case at the center, and also at both sides. Some single-pole receivers utilize a permanent magnet punching similar to that illustrated at D. In this case the magnetic flux from the single-pole near the diafram has to return thru the air, thus encountering considerable reluctance (magnetic resistance) of course, and these receivers are therefore not as efficient as the double-pole type, as the magnetic reluctance of air is several hundred times greater than it is for iron or steel. At E, Fig. 2, a typical pole-piece from a bipolar watch-case receiver is illustrated, where 1 and 2 are the fiber end-checks which are split over the pole-piece preparatory to winding the coil on it. The face of the pole-piece which is next to the diafram is swaged over as shown to hold the coil check in place. It is common practice to provide several narrow slots as shown in the drawing, these slots extending from the face of the pole-piece to the bottom of the coil section. Several of the best makes of wireless 'phones have these slotted pole-pieces, which tend to reduce the losses due to Eddy currents, which are produced in the face of the pole of any receiver whenever the diafram moves and represent a loss in efficiency, develop heat, etc. All of the best grades of wireless 'phones are provided with some form of protective spark-gap or other device as shown at Fig. 2-F to prevent heavy static or other surges from burning out the windings in the receiver. A very small condenser is sometimes connected across the binding-post terminals of the receiver or else a high resistance. If a spark-gap is used for the apparatus, it should be of the micrometer type provided with threaded electrode screws so that it can be adjusted very closely, the gap not being over .01 inch in length.

Fig. 3 illustrates a vibrating reed radio receiver patented by S. G. Brown in England. This receiver is of the watch-case type having a shell, A, and an ear-piece or cap, B. The vibrating member comprises a steel reed, E, and a light, conical, aluminum diafram, F, attached at its center thru the reed, E, and at a point a short distance from the center of the core axis. The conical diafram has its periphery close up against the casing. The central portion of the reed is cut away so as to make it more flexible, and also in this way it becomes possible to provide a tuned vibrating member, or a set of these members adapted to currents of various periodicities.

A unique type of mono-telephone is illustrated in Fig. 4. This receiver has a vibrating member arranged to be tuned to any definite frequency within its range. With such a 'phone it becomes possible, by simply turning a thumb-screw on the exterior of the shell, to adjust its armature to have a natural period of vibration corresponding to the frequency of the current applied to the windings. In the mono-telephone shown at Fig. 4, a light ferrotty diafram is secured between a tight wire and a fixed axle. The pitch or period of vibration is adjusted by the thumb-screw and worm which control the tension of the wire. The electro-magnets and so forth are of the same type as used in all watch-case telephone receivers. Where the ordinary spark signals are to be interpreted or picked up, it has not been found particularly efficacious to use mono-telephone receivers, for the reason that the ordinary spark is very rich in overtones, and when a receiver is tuned to the spark rate, the energy of the fundamental is collected by the diafram, and that of the overtones thrown away.

\$2.50 a Month
The masterpiece of watch manufacture—adjusted to the second, positions, temperature and Isochronism. Encased at factory into your choice of the exquisite new watch cases.

21 Jewel Burlington

All sizes for both men and women
The great Burlington Watch sent on simple request. Pay at rate of \$2.50 a month. You get the watch at the same price even the wholesale jeweler must pay.
Write Today for Free Watch Book
See handsome color illustrations of all the newest designs in watches that you have to choose from. Your name and address on a postcard is enough. Get this offer while it lasts. Write today.
Burlington Watch Co. Dept B 744 19th & Marshall Blvd. Chicago



There's Your Boss!
There's the only man who controls your future. Nobody else can push you ahead. Nobody else can hold you back. Money, position, power—the things you want—it's up to you to win them. And you can do it.

If you want a better job than the one you have, there's just one thing to do—get ready for it. Don't worry about opportunities. Employers everywhere are looking for men who can do things. Learn to do some one thing better than others, and there'll be plenty of them looking for you.

And you can get ready—for any work you choose—through the International Correspondence Schools. You can do it at home, in spare time, without losing a day or a dollar in your present occupation.

Your future depends on yourself. Start to build it today and let the I. C. S. help you. Here's all we ask; mark and mail this coupon.

TEAR OUT HERE

INTERNATIONAL CORRESPONDENCE SCHOOLS
BOX 5388 SCRANTON, PA.

Explain, without obligating me, how I can qualify for the position, or in the subject, before which I mark X.

<input type="checkbox"/> ELECTRICAL ENGINEER	<input type="checkbox"/> CHEMICAL ENGINEER
<input type="checkbox"/> Electrician	<input type="checkbox"/> SALESMANSHIP
<input type="checkbox"/> Electric Wiring	<input type="checkbox"/> ADVERTISING MAN
<input type="checkbox"/> Electric Lighting	<input type="checkbox"/> Window Trimmer
<input type="checkbox"/> Electric Car Running	<input type="checkbox"/> Show Gard Writer
<input type="checkbox"/> Heavy Electric Traction	<input type="checkbox"/> Outdoor Sign Painter
<input type="checkbox"/> Electrical Draftsman	<input type="checkbox"/> RAILROAD
<input type="checkbox"/> Electric Machine Designer	<input type="checkbox"/> ILLUSTRATOR
<input type="checkbox"/> Telegraph Expert	<input type="checkbox"/> DESIGNER
<input type="checkbox"/> Practical Telegraphy	<input type="checkbox"/> BOOKKEEPER
<input type="checkbox"/> MEDICAL ENGINEER	<input type="checkbox"/> Stenographer and Typist
<input type="checkbox"/> Mechanical Draftsman	<input type="checkbox"/> Cert. Pub. Accountant
<input type="checkbox"/> Ship Draftsman	<input type="checkbox"/> Traffic Management
<input type="checkbox"/> Machine Shop Practice	<input type="checkbox"/> Commercial Law
<input type="checkbox"/> Gas Engineer	<input type="checkbox"/> GOOD ENGLISH
<input type="checkbox"/> CIVIL ENGINEER	<input type="checkbox"/> CIVIL SCHOOL Subjects
<input type="checkbox"/> Surveying and Mapping	<input type="checkbox"/> CIVIL SERVICE
<input type="checkbox"/> FIREWORKS EXPERT	<input type="checkbox"/> Railway Mail Clerk
<input type="checkbox"/> STATIONARY ENGINEER	<input type="checkbox"/> Textile Overseer or Supt.
<input type="checkbox"/> ARCHITECT	<input type="checkbox"/> AGRICULTURE
<input type="checkbox"/> Architectural Draftsman	<input type="checkbox"/> Navigator
<input type="checkbox"/> PLEUMBING AND HEATING	<input type="checkbox"/> Penitentiary Building
<input type="checkbox"/> Sheet Metal Worker	<input type="checkbox"/> Automobiles

Name _____
Present Occupation _____
Street and No. _____
City _____ State _____

You benefit by mentioning the "Electrical Experimenter" when writing to advertisers.

SEND PICTURES BY ELECTRICITY

This latest sensation in electrical advancement—marvel of today, necessity of tomorrow, affords wonderful entertainment. Affords instruction in the coming science. You can send pictures of your friends by electricity over telegraph wires or by wireless. Picture in this advertisement was sent and received by this system. Electrical experts and scientists have declared the Leishman Electrical Picture Transmission System is the marvel of the age. See article December issue.

Write today for descriptive folder
L. J. LEISHMAN COMPANY Dept. T, Ogden, Utah

Skinderviken Transmitter Button

Patent just allowed.

If your Transmitter won't talk, put one of these Buttons in and it will talk better than a new Transmitter. No adjustment.



Price \$1.00 each.
Discount in quantities.
Battery Savers and Lock Out Attachments for party lines.
Rebuilt Telephones and parts.
Desk Stand Cords 20c each. Receiver 10c each.

Booklet and Price List Free.

SKINDERVIKEN TELO. EQUIPMENT CO.
2136 N. Clark Street CHICAGO, ILL.

FACTORY-TO-RIDER SAVES YOU MONEY



Buy direct and save \$10 on a bicycle. **RANGER BICYCLES** now come in 41 styles, colors and sizes. Greatly improved, prices reduced. Other reliable models \$16.75 up. **WE DELIVER FREE** to you on approval and 30 days trial and riding test.

Our big FREE catalog shows everything new in bicycles and sundries. Write for it.

TIRES, lamps, wheels, parts and supplies at half usual prices.

Do not buy a bicycle, tires, or sundries until you get our wonderful new offers, low prices and liberal terms. A postal brings everything.

MEAD CYCLE COMPANY Dept. W, 187 Chicago

35 MILES PER HOUR

Record
Of This
Car

Built by a boy from Junior parts furnished by us. Any boy can build this car. Parts very cheap. Send 26 cents for blue prints and price list of parts showing how to build this speedy little car.



STP-ER MFG. CO.
156 Warren Street
TOLEDO, OHIO.

\$40 MOTORCYCLES



and BICYCLES at cut prices. Singles and twins \$25 to \$100. New Motorcycle Tires \$3. Automobile Tires \$3. Best Motorcycle Belts \$5. Carburetors \$5. Spark coils \$6. Second-hand Bicycles \$5. Tandems \$10. New Bicycles at Factory Prices.

Deatger, The Price Outter, Rochester, New York

Important Notice to Subscribers

Due to the congestion existing at the present time in all railroad movements, also on account of the fact that many train clerks have gone to war, there is a congestion of mails all over the United States. It may happen that your magazine will be slow in reaching you, and this delay may be from a few days up to several weeks.

Kindly bear this in mind before sending in a complaint, as the magazine will surely reach you in due time. Only after not having received a certain copy for a period of three weeks should a complaint be sent in.

You will confer a favor upon the publishers not to write until this time has elapsed, thereby saving them a vast amount of clerical labor.

The condenser or electro-static receiver, as it is more commonly known, is based upon the fact that a condenser can reproduce speech when connected into a suitable circuit. The electro-static or condenser receiver was first successfully applied by Prof. Dolbear. Elisha Gray, in 1875, found it possible to produce sounds using the *dry fingers*, and he also at that time described a form of musical telegraph receiver based upon *electro-static attraction*.

Fig. 5 illustrates an improved form of electro-static telephone receiver. This receiver is provided with a sound-conducting tube and ear-piece, and at its base carries a sound-reflecting plate, as the drawing shows. In this particular design India rubber was found best for the condenser leaves, owing to its high insulating properties and low dielectric losses. An aluminum shell is provided as shown, which has an opening at the top and over which the alternating rubber and metal foil leaves are stretched. These rubber and foil leaves are firmly secured around the periphery to prevent any irregular vibration. Each rubber leaf is about .4 m.m. thick. The sound-reflecting plate at the base of the receiver serves to reflect any sounds emanating from the inner surface of the condenser. The plates for the condenser are composed of aluminum leaf about .001 m.m. thick, these aluminum leaves being secured to the rubber leaves by a special process. When this form of receiver was tried with two hundred and forty volts, it was found that the volume was equal to that of an electro-magnetic *loud-speaking receiver* and the volume increased substantially with three hundred and four hundred volts, respectively. One of these condenser telephone receivers made and tested by Messrs. Ort & Rieger had a capacity of .088 m.f.

Several investigators have endeavored to produce a more efficient and perfect type of telephone receiver involving the heating and cooling of a fine electrical conductor. This principle is utilized in the *thermal telephone* shown at Fig. 6. This is probably the simplest form of telephone receiver ever designed, and of recent years has been quite successfully developed in Europe, notably by Mr. DeLange. The receiver consists merely of a small tube provided with an opening, the tube being small enough to fit in the outer ear. The active member comprises a short loop of stript Wollaston wire secured to two heavy lead wires in the manner indicated. In practice the tube containing the fine Wollaston wire is inserted in the aural passage: any sudden heating of this fine wire by a small current creates an air pulse or sound wave vibration which in turn affects the ear drum. It has been found advantageous in some cases to have a small current passing permanently thru the loop.

The *electro-dynamic receiver* is illustrated in Fig. 7. This is also known as a *dynamometer telephone* and was designed by Prof. G. W. Pierce for use with his type of wave-meter. This receiver is not as sensitive as the regular type, but for certain purposes it possesses many advantages, one of them being that it can be connected directly in series with the condenser and exploring inductance of a wave-meter (provided it is calibrated in connection with the wave-meter, thus allowing for the inductance of the winding in the receiver) as in the Pierce wave-meter, in which case it will indicate the resonance point by giving a maximum strength of signal, the same as when a detector and a pair of 'phones are used. The construction of the dynamometer telephone is very simple, comprising as it does, a hard rubber or other insulating bobbin on which the magnet coil is wound, having a resistance of from seventy-five to one hundred and fifty ohms, and in front of this there is

placed a light copper or silver diafram. No iron is used in the receiver, and its action is based upon the fact that attraction is set up between the current in the coil and the induced current in the silver or copper diafram. As Shepardson points out, even the diafram may be omitted, the minute movements of a loosely wound coil of wire being sufficient to reproduce speech or signals.

The *Baldwin amplifying receiver* is one of the latest developments in wireless receiving instruments and possesses a remarkable sensitivity. Its sponsors state that this receiver will amplify the incoming signals as high as nine times. A number of tests were made at the Radio Laboratory of the College of the City of New York with very gratifying results, this particular receiver having showed very superior results. As shown in the illustration, it comprises a permanent steel magnet which is provided with soft iron pole-pieces of the shape indicated, and between which there is placed the electro-magnetic winding of high resistance, also a light, balanced, soft iron armature pivoted at the center. One end of this armature is connected by a brass wire or link to a mica or insulating diafram of standard size. The receiver shell is of normal size, altho to those not familiar with this particular instrument such might not seem the case off-hand. Whenever a fluctuating current passes thru the telephone winding, the soft iron armature is caused to vibrate, and these vibrations are transferred to the diafram by the link already mentioned. As becomes evident, this receiver is unlike all other electro-magnetic receivers, in that the armature is under no magnetic strain until an incoming current passes thru the winding. This is so, owing to the fact that the flux from the permanent magnet divides equally between both sides of the U-shaped, soft iron poles and continues thru the magnets. Owing to this division of the magnetic flux, there is therefore no constant strain on the armature, as is the case in the common telephone receiver, as we learned in the fore-part of this article. The superior sensitivity of this receiver is due to several reasons, among which are the following: the magnetic circuit has a very low reluctance, and also the armature of the magnet is under no artificial strain until the current passes thru the winding, thus yielding a greater deflection of the diafram, and again the armature is acted upon at both ends, and since the flux is produced differentially, the deflection for a given magnetizing current is correspondingly increased.

Fig. 9 shows a type of radio receiver developed several years ago, in which the pole-pieces are made adjustable by virtue of a small thumb-screw protruding thru the back of the shell. As aforementioned, this type of 'phone permits the operator to correct the length of the air gap whenever the strength of the signal requires it, or also when temperature changes may cause the diafram to sag and touch the pole-pieces. For strong signals, the operator can thus increase the length of the air gap, and for weak signals he can advance the pole-pieces until they almost touch the diafram.

Another excellent type of adjustable air gap radio receiver is shown at Fig. 10. This is the "*Leach adjustable diafram receiver*", the diafram being rigidly locked in the adjustable cap, so that whenever the cap is turned on the shell, the diafram will be caused to recede from or advance toward the magnetic pole-pieces. The diafram is locked in the cap by means of a threaded ring. This 'phone has a graduated scale secured on the shell as shown, and an indicator is mounted or engraved on the edge of the movable cap. Thus when an opera-

You benefit by mentioning the "Electrical Experimenter" when writing to advertisers.

Speak QUICK

SAVE.

'WAY UNDER MANU-FACTURER'S PRICE!
Genuine, reliable writing Underwoods—rebuilt in our factory, with Back Spacer, Tabulator, Lateral Guide, Stencil Attachment, 3-color Ribbon, Waterproof Cover and Special Touch Typewriting Guide Book sent on 10 Days Free Trial, Write.

Over 100,000 Underwoods Sold to U. S. Govt.

That makes rebuilt Underwoods scarce. So—speak quick for yours. Guaranteed for 5 years. You can rent, buy on easy terms, secure cash discount or easily earn one through agency plan, no canvassing. Ask for Offer No. 154.



RENT OR BUY

TYPEWRITER EMPORIUM
34-36 Lake St.
CHICAGO, ILL.

Automatic Repeating Rifle

Fires 20 Shots in One Loading



This is a regular size automatic revolver. Shoots B. B. shots obtainable anywhere, same as other rifles and guns. Repeats 20 times with one loading. Handsomely finished in gun metal. No caps or load necessary, as it works with a spring and shoots with rapidity and accuracy. Simply load with 20 B. B. shot, then press the trigger. Nothing to explode—absolutely harmless and safe. Remember, it is not a mere toy, but the same size and shape as a REGULAR AUTOMATIC. Sent complete with a round of shot for **ONLY 25c** postpaid.

Only **25c** Postpd

JOHNSON SMITH & CO., Dept. 929, 54 W. Lake St., Chicago

NEW BOOK ON ROPE SPlicing

Useful Knots, Hitches, Splices, etc.
How Different Knots Are Made and What They Are Used For INDISPENSABLE TO EVERY MECHANIC AND RICGER

A most practical handbook giving complete and simple directions for making all the most useful knots, hitches, rigging, splices, etc. Over 100 illustrations. All about wire rope attachments, lashing, blocks, tackles, etc. 57 Heraldic Knots Illustrated. Of great value to mechanics, riggers, campers, boatmen. 100 cents postpaid.



JOHNSON SMITH & CO., Dept. 929, 54 W. Lake St., Chicago

"The Baby" Double Action Revolver

A Handsome and Most Effective Weapon. Measures But 4 1/2 Inches Long. Takes Regular .22 Calibre Cartridge \$3.50



Just as effective and serviceable as the most expensive weapon you can buy. Everyone should have a revolver and should know how to use it, and there is no safer or better one made than this. A great feature is its safety action that guards against accidental discharge, making it quite safe for your own ladies. The illustration gives an idea of its appearance, but it must be seen to be thoroughly appreciated. The ammunition used is the standard .22-calibre cartridge, obtainable everywhere. The operation of the charging mechanism is so simple and absolutely reliable that well-armed shots can be fired in so many seconds. The revolver is very well constructed, with finest quality plated finish, heavy of construction, and weighs only 3 1/2 lbs. The price of the 'Baby' Revolver is only \$3.50, sent by mail, P. M. In 30 days. JOHNSON SMITH & CO., Dept. 929, 54 W. Lake St., CHICAGO

LUMINOUS PAINT

Make Your Watches, Clocks, Etc., Visible by Night

The very latest discovery in the scientific world. Histo, practically an invisible paint, which succeeded in producing the remarkable LUMINOUS PAINT, which, applied to the surface of articles, emits a steady glow of white light, rendering it perfectly visible in the dark. THE DARKER THE NIGHT, THE MORE BRILLIANT IT SHINES. Quite simple to use. Apply with a brush. A little applied to the dial of your watch or clock will enable you to tell the time by night. You can coat the push buttons or switch plates of your radio, the knobs, knobs, boxes, and instruments of other articles; make your own Luminous Candles, Luminous Buses, etc. Bottle containing complete coat several small articles. Price 25c. Letters asking 50c and 50c postpaid. Johnson Smith & Co., Dept. 929, 54 W. Lake St., Chicago

TYPEWRITERS

ALL MAKES. SAVE \$25 TO \$50
on rebuilt by the well-known "Young Process."
Sold for low cash—installment or rented. Rental applies on purchase price. Write for full details and guarantee. Free trial. Young Typewriter Co., Dept. 653, Chicago



tor has once found a certain point on the scale which gives good results, he can reset the cap and diaphragm to that particular point whenever desired.

A novel form of monotone receiver is illustrated in section at Fig. 11, this particular type having been used with great success in submarine telegraphy and telephony. It was devised by a New York electrical engineer, Mr. Christian Berger, inventor of the submarine telegraph system now used on ocean-going vessels and submarines. This receiver is similar in design to other electro-magnetic types, and is provided with a permanent steel magnet. The novel feature of this receiver which puts it in the monotone class lies in the design of the special diaphragm. This diaphragm is comparatively heavy, even as thick as one-quarter of an inch in some cases, and as the reader will observe, it is not supported in the ordinary manner between the shell and cap of the receiver, but is mounted on its central axis upon a rigid stud secured to a brass block between the magnet poles. When a current of the proper periodicity or frequency is past thru the windings of this receiver, and providing the proper diaphragm, tuned to this exact frequency is utilized, then the fullest response possible with this form of instrument will be had; the tuned, tempered steel diaphragm of the bell type, vibrating at its own natural period with a maximum amplitude. Many unique modifications of this principle have been devised by Mr. Berger, and with this form of diaphragm the purest note imaginable is obtained.

At Fig. 12-A, there is illustrated the "Fessenden" heterodyne receiver which will translate and reproduce signals from an undamped wave radio station by the well-known principle of beats. Thus if an incoming signal has a frequency of fifty thousand cycles per second and this current is past thru a light magnet coil secured to the diaphragm of the receiver, while an auxiliary radio frequency current, having a periodicity of either forty-nine thousand or fifty-one thousand cycles per second, is past thru a stationary magnet coil mounted on an iron wire core as shown in the illustration, then the difference between these two frequencies, or, one thousand cycles per second will be the beat frequency or the note heard in the phone.

A form of telephone receiver which seems to have considerable promise, and which has been used in Europe, is the Ader receiver, illustrated at Fig. 12-B. This receiver is of the watch-case type and provided with a number of other receivers, being provided with a circular ring-shaped steel magnet on the poles of which are placed the two magnet coils. An iron diaphragm is used, and in front of this diaphragm there is placed an iron ring known as the super-exciter. The iron ring in front of the diaphragm tends to strengthen the action of the armature as it acts to render the field of the magnetic force more intense. Several telephone authorities have stated that they believe that the intensive effect of this type of receiver could be still further increased if the entire mouthpiece were made of soft iron. An interesting watch-case receiver used in Europe is the Goloubitsky type. This resembles the Ader receiver, but does not have the iron ring in front of the diaphragm, and is fitted with a second steel ring set at right-angles to the first one, and having two magnet coils placed on its poles. Thus, there are four electro-magnets acting on the diaphragm, all of the coils being joined in series. This form of receiver gives better results than those with two coils, but the extra weight does not compensate for the slight gain in efficiency obtained, it is claimed.

(To be continued)

You benefit by mentioning the "Electrical Experimenter" when writing to advertisers.

LEARN TO DRAW

by the LONDON METHOD



Copy this sketch and let me see what you can do with it. Cartoonists and illustrators earn from \$20.00 to \$125.00 or more per week. More opportunities are opening up for boys now than ever before. My practical system of personal individual lessons by mail will teach you to draw original pictures. Fifteen years' successful work for newspapers qualifies me to teach you in the right way. Send sketch of Uncle Sam with 6c in stamps for test lesson plate and examples of the work of successful boy students which will show possibilities for YOU. State Your Age.

The Landon School OF ILLUSTRATING AND CARTOONING
1510 Schofield Building Cleveland, Ohio

"Electrical Worker's Friend"

An electrical book of 66 motor drawings with complete instructions for rewinding and reconditioning.

PRICE, ONLY \$3.50

Write for full particulars
J. SMITH & SON
1845 Ley Street, N. S. Pittsburgh, Pa.

DEFENCE CHECK PROTECTOR

There is only one protector that really protects and that is **McNEILL CHECK PROTECTOR**

I will ship one of these to anyone on 10 Days' Free Trial

You just simply mail me a money order for \$8.99. To insure good faith you take this machine and give it too days' trial; if you are satisfied, mail me the remaining \$1.50 and the machine is yours; if you are dissatisfied return machine to me and your \$8.99, together with express charges, will promptly be refunded. Send order today, you can't lose.

RUBLE McNEILL, BOAZ, KENTUCKY

"EXPERIMENTS"

by **PHILIP E. EDELMAN, \$1.50**
The Library War Service has placed copies of this foremost wonder book of science in every training camp. You too should have a copy, not only for instructive amusement but also for the stimulating influence this work brings to you for better things in your chosen field. Copies are getting scarce. Order now!

P. EDELMAN, Pub., 1802 Hague Ave., ST PAUL, MINN.

LEARN DRAFTSMANSHIP

Send for Free Test lesson and valuable information on Draftsmanship. Learn how you can master it at home at leisure time. Easy terms. Unusual opportunities now due to make Draftsmen earn \$25 to \$100 a week. Write today.

CHICAGO TECHNICAL COLLEGE
45 Chicago "Tech" Bldg. Chicago

SMALL ENGINES

Perfected Gasoline Engines—3/4, 1 and 1 1/2 h.p.—for Farm and Shop use. Price \$19.50 and up. Also

WASHING MACHINES
We ship on train. Send for Booklet and Special Offer
Sieverkropf Engine Co., 1401 19th Street Racine, Wis.
Starter for Ford Cars

Learn Mechanics of **AVIATION** Aviation Mechanics needed for New Positions. Write today. Amazing opportunities in the Airplane Industry. Government needs thousands of men. fit yourself for greatest service. We announce a new correspondence course in practical aeronautics and principles of aeronautical construction and engineering. Write at once. Limited number of reduced scholarships now available. **Amer School of Aviation, 613 S. Dearborn St. Dept. 7447 Chicago**

YOUR FAVORITE STAMPS. What country's stamps do you like to collect best? Let us know—and we will send you approval sheets with selections of just these stamps for you to pick from. Examine the sheets, take off the stamps you keep, send your rest, with permission of parent or guardian, and we will place you on our approval list, so that you can get approval sheets regularly every week or so. Don't delay! Write us now! The New Eng. Stamp Co., 387 Washington St., Dept. B, Boston, Mass.

How I Improved My Memory In One Evening

The Amazing Experience of Victor Jones

"Of course I place you! Mr. Addison Sims of Seattle.

"If I remember correctly—and I do remember correctly—Mr. Burroughs, the lumberman, introduced me to you at the luncheon of the Seattle Rotary Club three years ago in May. This is a pleasure indeed! I haven't laid eyes on you since that day. How is the grain business? And how did that amalgamation work out?"

The assurance of this speaker—in the crowded corridor of the Hotel McAlpin—compelled me to turn and look at him, though I must say it is not my usual habit to "listen in" even in a hotel lobby.

"He is David M. Roth, the most famous memory expert in the United States," said my friend Kennedy, answering my question before I could get it out. "He will show you a lot more wonderful things than that, before the evening is over."

And he did.

As we went into the banquet room the toastmaster was introducing a long line of the guests to Mr. Roth. I got in line and when it came my turn, Mr. Roth asked, "What are your initials, Mr. Jones, and your business connection and telephone number?" Why he asked this, I learned later, when he picked out from the crowd the 60 men he had met two hours before and called each by name without a mistake. What is more, he named each man's business and telephone number, for good measure.

I won't tell you all the other amazing things this man did except to tell how he called back, without a minute's hesitation, long lists of numbers, bank clearings, prices, lot numbers, parcel post rates and anything else the guests gave him in rapid order.

.....

When I met Mr. Roth again—which you may be sure I did the first chance I got—he rather bowled me over by saying, in his quiet, modest way:

"There is nothing miraculous about my remembering anything I want to remember, whether it be names, faces, figures, facts or something I have read in a magazine.

"You can do this just as easily as I do. Anyone with an average mind can learn quickly to do exactly the same things which seem so miraculous when I do them.

"My own memory," continued Mr. Roth, "was originally very faulty. Yes it was—a really poor memory. On meeting a man I would lose his name in thirty seconds, while now there are probably 10,000 men and women in the United States, many

of whom I have met but once, whose names I can call instantly on meeting them."

"That is all right for you, Mr. Roth," I interrupted, "you have given years to it. But how about me?"

"Mr. Jones," he replied, "I can teach you the secret of a good memory in one evening. This is not a guess, because I have done it with thousands of pupils. In the first of seven simple lessons which I have prepared for home study, I show you the basic principle of my whole system and you will find it—not hard work as you might fear—but just like playing a fascinating game. I will prove it to you."

He didn't have to prove it. His Course did: I got it the very next day from his publishers, the Independent Corporation.

When I tackled the first lesson, I suppose I was the most surprised man in forty-eight states to find that I had learned—in about one hour—how to remember a list of one hundred words so that I could call them off forward and back without a single mistake.

That first lesson stuck. And so did the other six.

Read this letter from C. Louis Allen, who at 32 years is president of a million dollar corporation, the Pyrene Manufacturing Company of New York, makers of the famous fire extinguisher:

"Now that the Roth Memory Course is finished, I want to tell you how much I have enjoyed the study of this most fascinating subject. Usually these courses involve a great deal of drudgery, but this has been nothing but pure pleasure all the way through. I have derived much benefit from taking the course of instructions and feel that I shall continue to strengthen my memory. That is the best part of it. I shall be glad of an opportunity to recommend your work to my friends."

Mr. Allen didn't put it a bit too strong.

The Roth Course is priceless! I can absolutely count on my memory now. I can call the name of most any man I have met before—and I am getting better all the time. I can remember any figures I wish to remember. Telephone numbers come to mind instantly, once I have filed them by Mr. Roth's easy method. Street addresses are just as easy.

The old fear of forgetting (you know what that is) has vanished. I used to be "scared stiff" on my feet—because I wasn't sure. I couldn't remember what I wanted to say.

Now I am sure of myself, and confident, and "easy as an old shoe" when I get on my feet at the club, or at a banquet, or in a business meeting, or in any social gathering.

Perhaps the most enjoyable part of it all is that I have become a good conversationalist—and I used to be as silent as a sphinx when I got into a crowd of people who knew things.

Now I can call up like a flash of lightning most any fact I want right at the instant I need it most. I used to think a "hair trigger" memory belonged only to the prodigy and genius. Now I see that every man of us has that kind of a memory if he only knows how to make it work right.

I tell you it is a wonderful thing, after groping around in the dark for so many years to be able to switch the big searchlight on your mind and see instantly everything you want to remember.

This Roth Course will do wonders in your office.

Since we took it up you never hear anyone in our office say "I guess" or "I think it was about so much" or "I forget that right now" or "I can't remember" or "I must look up his name." Now they are right there with the answer—like a shot.

Have you ever heard of "Multigraph" Smith? Real name H. Q. Smith, Division Manager of the Multigraph Sales Company, Ltd., in Montreal. Here is just a bit from a letter of his that I saw last week:

"Here is the whole thing in a nutshell: Mr. Roth has a most remarkable Memory Course. It is simple, and easy as falling off a log. Yet with one hour a day of practice, anyone—I don't care who he is—can improve his Memory 100% in a week and 1,000% in six months."

My advice to you is don't wait another minute. Send to Independent Corporation for Mr. Roth's amazing course and see what a wonderful memory you have got. Your dividends in increased earning power will be enormous.

VICTOR JONES

Send No Money

So confident is the Independent Corporation, the publishers of the Roth Memory Course, that once you have an opportunity to see in your own home how easy it is to double, yes, triple your memory power in a few short hours, that they are willing to send the course on free examination.

Don't send any money. Merely mail the coupon or write a letter and the complete course will be sent, all charges prepaid, at once. If you are not entirely satisfied send it back any time within five days after you receive it and you will owe nothing.

On the other hand, if you are as pleased as are the thousands of other men and women who have used the course send only \$5 in full payment. You take no risk and you have everything to gain, so mail the coupon now before this remarkable offer is withdrawn.

FREE EXAMINATION COUPON

Independent Corporation

Division of Business Education, 119 West 40th St., New York
Publishers of *The Independent* (and *Harper's Weekly*)

Please send me the Roth Memory Course of seven lessons. I will either remail the course to you within five days after its receipt or send you \$5.

Name

Address

.....
.....
.....

E. E. 78



You benefit by mentioning the "Electrical Experimenter" when writing to advertisers.

Opportunity Ad-lets

YOU will find more opportunities and real bargains in these columns than elsewhere. It will pay you to read and investigate the offerings made every month by reliable firms and dealers all over the country. No matter what you may be seeking, whether supplies, automobile accessories, the opportunity to make money, or anything else, you will find listed here, the best and most attractive specials of the month. Advertisements in this section six cents a word for each insertion. No advertisement for less than 60c accepted. Name and address must be included at the above rate. Cash should accompany all classified advertisements unless placed by an accredited advertising agency. Ten per cent. discount for 6 issues, 20 per cent discount for 12 issues from above rate. Objectionable or misleading advertisements not accepted. Advertisements for the August issue should reach us not later than June 22.

OVER 100,000 NET PAID CIRCULATION GUARANTEED, A. B. C. AUDIT
 EXPERIMENTER PUBLISHING CO., INC., 233 Fulton Street, New York, N. Y.

AUTOMOBILE ACCESSORIES

FORDS CAN BURN HALF COAL OIL, or cheapest gasoline, using our 1918 carburetor; 34 miles per gallon guaranteed. Easy starting. Great power increase. Attach it yourself. Big profit selling for us. Thirty days trial. Money back guarantee. Styles to fit any automobile. Air-Friction Carburetor Company, 270 Madison Street, Dayton, Ohio.

AERONAUTICS

AERIAL AGE, America's leading illustrated weekly, presents the latest developments in aeronautics throughout the world. Up to the minute technical information concerning aero-engines, aeroplanes, accessories and patents. Complete model, news and instruction. Trial subscription six months, twenty-six issues, one dollar. Sample copy 10c. Aerial Age, 280 Madison Ave., New York City, N. Y.

AGENTS WANTED

POWERENE IS EQUAL TO GASOLINE at 5c a gallon. Salesmen and agents wanted. Exclusive territory granted. Powerene is guaranteed to be harmless, to remove and prevent carbon, doubling the life of all gasoline motors, saving repairs, adding snap, speed and power. An amount equal to 20 gallons of gasoline will be sent to any address in the U. S., charges prepaid, for \$1. W. Porier Barnes, Santa Rosa, Cal., Dept. 8-0.

PRIZE CONTEST—Selling Liscien apparatus, chemicals, minerals, during vacation. Particulars for stamp. Appel, Mathews Ave., Knoxville, Pittsburg, Pa.

YOU can make good durable paints and varnish 1 1/2 gallon. Emmelmann Bros. Mfg. Co., Dept. C, Indianapolis, Ind.

INSYDE TYRES, inner armor for automobile tires, double mileage and prevent punctures and blowouts. Quickly applied. Cost little. Demand tremendous. Profits unlimited. Details free. American Automobile Accessories Co., Dept. 54, Cincinnati, O.

AUCTIONS

AUCTIONEERS make from \$10 to \$15 a day. Free catalog. Missouri Auction School, Kansas City.

BUSINESS OPPORTUNITIES

HOW to become a successful inventor. Free particulars, Engineers, 2548 Armitage, Chicago.

FREE—3 months to get acquainted; devoted to news and opportunity. The Western Miner, 2595 W. 37th Ave., Denver, Colorado.

\$30 A WEEK—Easy money home evenings. Free booklet explains. Send stamp. Alec Scott, Cohoes, N. Y.

WORK DURING VACATION—Sell chemicals, minerals, apparatus. Generous commissions. Big opportunities. Appel, Mathews Ave., Knoxville, Pittsburg, Pa.

"QUICK-ACTION ADVERTISING"—How it is Building Business for the Progressive Advertisers of America! A little story of RESULTS told by the advertisers themselves—not the publisher. You will be interested in reading this little booklet which we have prepared for prospective advertisers, a copy of which will be gladly mailed to you upon request. It tells you how to talk business with 1,000,000 intelligent, interested and responsive Americans every month—men who know what they want and who have the money to buy it. Write for particulars and rates today. Douglas Wakefield Coultre, 225 West 39th St., New York.

MR. BUSINESS-MAN—Your advertisement here will be read by over 100,000 live prospects. The "Opportunity Ad-lets" of the Electrical Experimenter bring quick and positive results. For proof of what they have done for others address Classified Department, 233 Fulton St., New York.

SPECIAL OFFER—Luminous Paint, 15c; Silver-Plating Powder, 15c; Liquid Courtplaster, 15c; Soap Bulble Liquid, 15c; Straw Hat Bleach, 15c; Collapsible Tube Tooth Paste, 15c; Resilvering Mirror Liquid, 15c; Polish for Tan Shoes, 15c; Dressing for Tan Shoes, 15c; Paint to Make Oil Cloth, 15c. Full Directions how to make and use. Full set of 10 only 50c. Remarkable bargain. Stamps accepted. Sidney Specialty Co., 233 S. Fulton St., New York City.

CAMERAS

SALE—Cameras. All makes, all sizes: new and second-hand. Jacob Feigenbaum, 125 Ridge St., New York City.

CHEMICALS

MARVELOUS NINETY chemical outfit, \$5. Smaller Sets. Particulars free. Appel, Mathews Ave., Knoxville, Pittsburg, Pa.

INVISIBLE INK! Large bottle, 50c postpaid. Joseph Morris, Jr., 1654 State St., New Orleans, La.

CHEMICAL EXPERIMENTERS—"Unknowns" furnished for analyzing. New system. Send stamp for particulars. Halligan, 226 East 22d St., New York.

EXPERIMENTERS! Send 25c for new list of chemical experiments—**BLUEPRINTED**—circular of other new things in chemistry. Royal Publishing Co., Box 1054, St. John, N. B., Canada.

PREPARED 80 DIFFERENT CHEMICALS \$4—Mercury, Sodium, Iodine, Magnesium, Aluminum, Uranyl-Chloride, Silver Nitrate, Mercuric-Oxide, Zinc Dust, Iodoform, Manganese Dioxide, Calcium Sulphide, Hydrochloric, Oxalic and Citric Acids, together with 65 others. All are contained in glass bottles. Generous quantities of each. We do this to advertise the purest chemicals manufactured. Full list sent free upon request. Sent prepaid to any address in the world, \$4 complete. C. O. D. terms accepted. The Swimmer Chemical Co., 1849 Park Place, Brooklyn, N. Y.

ELECTRICAL SUPPLIES AND APPLIANCES

"HOTPOINT" ELECTRIC IRONS, DOMESTIC SIZE, \$4.50 each. **PREPARED**. Price is **SPECIAL FOR THIS MONTH ONLY. THE BEST ELECTRIC IRON WITH THE ABSOLUTE GUARANTEE.** Order Now. Illustrated Folder mailed upon request. Bacr Electric Company, Van Wert, Ohio.

CHEAP—Send for list of Electrical, Wireless and Sporting Goods. A. W. Wonnack, Box 1476, Richmond, Va.

BARGAIN OFFER—5,000 3/4-inch Excellent Spark Coils, complete, 90c plus postage. 10,000 1/2-inch Spark Coils without vibrators, 45c and postage. A. Dubs, 1534 Pitkin Ave., Brooklyn, N. Y. C.

22 BLUEPRINTS of private telephone and annunciator circuits, 7" x 4 1/2", 35c prepaid. Lewis Scriven, 2316 Bedford Ave., Brooklyn, N. Y.

EXPERIMENTERS—Two blueprint charts, 20 inch by 15 inch, one giving useful equivalents for electric heating problems and one containing the copper wire table. These charts framed and hung in your laboratory make a valuable as well as instructive addition. Used by electrical engineers and electricians. Price, 75c cash. Acme Blueprint Co., 200 Langley St., N. S. Pittsburg, Pa.

AMATEURS, ATTENTION!!!
 We have on hand a small quantity of slightly damaged pure Bakelite bases. Bases are new, except slightly imperfect at one side, edgewise.
 Size 3 1/2 x 7 3/4 x 1/4 inch thick. Each 50c.
 Size 4 3/4 x 4 1/4 x 1/4 inch thick. Each 30c.
 Send sufficient amount for postage. Electro Importing Co., 231 Fulton St., N. Y. C.

ENGINES, MOTORS & DYNAMOS

SMALL MOTORS AND GENERATORS—1/4 H. P. A. C. Motors, \$17.50; 3/4 H. P., \$35. **BATTERY CHARGING SETS**, 100 new machines, \$30 each and up. **CHARGING, LIGHTING AND MOVING PICTURE ARC GENERATORS**, \$10 and up. A. C. Motors, 1 and 3 phase, for immediate delivery. All material Guaranteed Less than half price. Write for new bulletin. Johnston, West End, Pittsburg, Pa.

40 WESTINGHOUSE MOTORS, 1-30 horsepower, 110 volt, 60 cycle, brand new, perfect condition; \$8 each singly, \$7 each for lot; cash. Worth \$15. Subject to prior sale. Universal Utilities Mfg. Co., 518 S. Clinton St., Chicago.

NEW and second-hand small gasoline steam engines, boilers, Bargain Bulletin 132 free. Dynamic Mfg. Co., First Nat'l Bank Bldg., Chicago.

DOGS & POULTRY

COLLIE, St. Bernard, Newfoundland, and Fox terrier puppies. The intelligent kind. Prices very reasonable. Large descriptive Catalog on Dogs and Poultry free. Write for yours today. Edwin A. Souder, Telford, Pa.

BOOKS

TO GET BETTER PICTURES: Read the Amateur Photographer's Weekly; illustrated; weekly prize competitions; print criticisms; many unique features; \$1.50 per year; three months' trial subscription 25c. Abel Publishing Company, 401 Caxton Bldg., Cleveland, Ohio.

The Repairing and Recharging of Storage Batteries and How to Make a Rectifier. This book for 20c coin. H. Deckelman, 7118 Nashville Ave., St. Louis, Mo.

READ "A Man's Secret," 25c. Paul Duff, 2713 Mozart, Chicago.

A BINDER FOR THE ELECTRICAL EXPERIMENTER will preserve your copies for all time. Price, 50c. Postage on 3 lbs. is extra. Send for one today. Experimenter Publishing Co., 233 Fulton St., New York City.

FIRE SALE OF SLIGHTLY DAMAGED BOOKS. Due to fire in our stock rooms, a great many of our books were water stained, but not otherwise damaged. Rather than dispose of them to dealers we prefer to give our readers the benefit. Look at this list! Our celebrated Wireless Course, 160 pages, 400 illustrations; Experimental Electricity Course, 160 pages, 350 illustrations; How to Make Wireless Sending Instruments. These three books for \$1.00 prepaid. Regular selling price of these three books is \$2.50. We guarantee you will be satisfied. Experimenter Publishing Co., Inc., 233 Fulton St., New York City.

OLD E. E. BACK NUMBERS. We have some valuable old E. E. back numbers on hand as per list below:

1915.		1917.	
Jan.	price each \$35	Jan.	price each \$35
March	" " " "	Feb.	" " " "
April	" " " "	March	" " " "
June	" " " "	April	" " " "
July	" " " "	May	" " " "
August	" " " "	June	" " " "
Sept.	" " " "	July	" " " 20
Oct.	" " " "	Aug.	" " " "
Nov.	" " " "	Sept.	" " " "
Dec.	" " " "	Oct.	" " " "
1916.		1918.	
Jan.	" " \$35	Dec.	" " " "
Feb.	" " " "	Jan.	" " " \$20
March	" " " "	Feb.	" " " "
May	" " " "	March	" " " "
June	" " " "	April	" " " 15
August	" " " "	May	" " " "
Sept.	" " " "	June	" " " "
Oct.	" " " "	Nov.	" " " "
Nov.	" " " "	Dec.	" " " "

We can fill orders at once upon receipt of your remittance, and if you have not these numbers already now is your chance to get them, as they probably will be snapped up very quickly. Experimenter Publishing Co., 233 Fulton St., New York City.

MOTION PICTURES

MOVING PICTURE FILMS—Most Any Subject—\$3 per Reel. Davis Film Service, Wilkes-Barre, Pennsylvania.

MOTORCYCLES

MOTORCYCLES FROM \$25 UP—New and second-hand. Easy terms, large list to choose from, all makes. Send 4c stamps for Bulletin "A." Peerless Motorcycle Co., WaterTown, Mass.

MOTORCYCLE Bargains. Used and Rebuilt Indians, Excelsiors and Harleys. Prices very low. Everyone absolutely guaranteed. Shipped on approval. Send for free list. Clymers Motorcycle Garage, Largest Motorcycle Garage in West. Greeley, Colo.

WELDING

WELDING Plants, \$25.00 to \$300.00. Designed for all purposes. Small cash payment, balance three to six months. Every mechanic or shop should have one. B. B. Bermo, Omaha, U. S. A.

You benefit by mentioning the "Electrical Experimenter" when writing to advertisers.

SALESMEN WANTED

Salesmen and District Organizers with Ford Cars to sell Simplex Ford Starter, the only mechanical starter with a reputation for making good. Thousands in use. Fits any Ford car. SELLS for \$12.50. Write for agency. Box 253, Simplex Mfg. Co., Anderson, Ind.

PATENT ATTORNEYS

YOUR IDEA WANTED. PATENT YOUR INVENTION. I'll help you market it. Send for 4 free books, list of patent buyers, hundreds of ideas wanted, etc. Advice free. Patent advertised free. Richard B. Owen, Patent Lawyer, 130 Owen Bldg., Washington, D. C., or 2278-T Woolworth Bldg., New York.

PATENTS ON EASY PAYMENTS. Send model or sketch for Free Search and Certified Registration of Your Invention for Your Protection. Free Book Tells What to Invent and How to Obtain a Patent on Easy Payments. C. C. Hines & Co., 593 Loan & Trust Bldg., Washington, D. C.

MILLIONS SPENT ANNUALLY FOR IDEAS! Hundreds now wanted! Patent yours and profit! Write today for free books—tell how to protect yourself, how to invent, ideas wanted, how we help you sell, etc. 212 Patent Dept., American Industries, Inc., Washington, D. C.

PROMINENT New York business men desirous financing meritorious inventions protected by me. Send me your ideas. Honest advice and "Truth About Patents" free. J. Reaney Kelly, 912-D Woodward Bldg., Washington, D. C.

INVENTORS—Get your own patents. Save attorney's fee; we prepare complete applications at a low rate, furnish full instructions free and give entire satisfaction. For information and references address Carl Larson Co., Park Row Building, New York City.

PHONOGRAPHS

BUILD YOUR OWN PHONOGRAPHS and manufacture them for profit. Drawing instructions, Parts, Price List, Blue Print, etc., complete, sent free upon request. Write today. Associated Phonograph Co., Dept. E-1, Cincinnati.

BUILD Your Phonograph. "Perfection" high quality spring and electric Motors, Tone Arms, Reproducers. Wonderful results, big saving. Handsome new catalog free. Indiana Phonograph Supply, Indianapolis, Ind.

STAMPS AND COINS

STAMPS—61 all different, free. Postage 3c. Mention paper. Quaker Stamp Co., Toledo, Ohio.

CANCELLED STAMPS Bought. As High as \$10 per 1,000 PAID. COINS Dated Before 1895. Book, Illustrated, 10c. Als Scott, Coluocs, N. Y.

500 Finely Mixed United States or Foreign Stamps, 12c. Philatelic Star, Madison, New York.

200 ALL different, really fine Postage Stamps, 25c. Dayton, East Foxboro, Mass.

SONG POEMS WANTED

WRITE THE WORDS FOR A SONG. We write music and guarantee publisher's acceptance. Submit poems on war, love or any subject. Chester Music Co., 538 S. Dearborn St., Suite 265, Chicago.

TELEGRAPHY

TELEGRAPHY—Both MORSE AND WIRELESS. STATION AGENCY, taught quickly. TREMENDOUS DEMAND—greater than supply. PERMANENT POSITIONS SECURED—BIG SALARIES. IDEAL WORKING CONDITIONS. GREAT OPPORTUNITIES FOR ADVANCEMENT. WOMEN OPERATORS also needed. All expenses low—can earn living while attending. Oldest and largest school—established 44 years. Endorsed by Railway, Western Union and Marconi officials. Now offering special three months' Radio course for young men subject to draft, enabling them to enter Signal Corps—"PREFERRED SERVICE." Large illustrated catalogue free. Correspondence courses also. Write today. ENROLL IMMEDIATELY. DODGE'S INSTITUTE, Lone St., Valparaiso, Indiana.

TRICKS, PUZZLES AND GAMES

1000 Stage Tricks with 500 illustrations. Catalog 10c. Small Catalog FREE. Hornmann Magic Co., Sta. 6, 670 Eighth Ave., New York.

TRICKS AND NOVELTIES; samples and catalogue, 10 cents. Lees Company, Box 167, Watertown, Connecticut.

DECK CARDS. Easy secret system, reading backs. \$1.00. Stovers', Enola, Pa.

WATCHES

EXPERT WATCH REPAIRING. Reduced Prices. References. Leo Hirsh, Elkhart, Ind.

PRINTING

YOUR name on fifty "Styloprint cards," Card case FREE. Inprimatur Press, Waltham, Mass.

FOR ADVERTISERS

"QUICK-ACTION ADVERTISING—How to Building Business for the Progressive Advertiser of America!" A little story of RESULTS, told by the advertisers themselves—not the publisher. You will be interested in reading this little book which we have prepared for prospective advertisers, a copy of which will be gladly mailed to you upon request. It tells you how to talk business with 1,000,000 intelligent, interested and responsive Americans every month—men who know what they want and who have the money to buy it. Write for particulars and rates—today. Douglas Washfield Cutlee, 225 West 39th St., New York.

INSTRUCTION

DETECTIVES make big money! Travel see the country. We instruct you at a non-cost. Write for free booklet. American School of Criminology, Dept. A, Detroit, Mich.

MISCELLANEOUS

TOBACCO or Snuff Habit cured or no pay. If cured, Remedy sent on trial. Superba Tobacco Co., Baltimore, Md.

PYORRHEA—H. E. Kelly, D. D. S., M. D. pyorrhea specialist for 15 years, has developed successful home treatment for pyorrhea. Puring, healing, preventative. Full month's treatment and booklet \$1. Circular free. Dr. H. E. Kelly, 22 Prospect Place, Brooklyn, N. Y.

BROTHER—Tobacco is foolish, injurious, expensive habit. Quit easily with Nature's pleasant antidote. I'll gladly send necessary particulars. Wallace Stokes, Mohawk, Florida.

WE HAVE a limited number of beautiful pictures on hand of Nikola Tesla and Dr. L. De Forest. These make a handsome decoration for any laboratory or workshop and should prominently displayed. Price for both, prepaid 10c. Experimenter Pub. Co., 233 Fulton St., New York City.

"OPPORTUNITY AD-LETS" bring quick results. Over 100,000 circulation, net. Other firms are making money—so can you. For proof address Classified Department, ELECTRICAL EXPERIMENTER, 233 Fulton St., New York City.

Scientific Exchange Columns

YOU undoubtedly have something you'd like to buy, sell or exchange. In your attic, or workshop, or some far corner of your closet, you undoubtedly have dozens of long-forgotten articles, useless to you now, but very useful to someone else. Live readers with something to "swap" or sell have found that the surest and quickest way to make the desired trade is thru an ad in these columns.

And remember that the U. S. Postal Laws protect you. No one can "do" or cheat you. Of 3,495 "ads" published in these columns during the past five years, only twelve complaints were reported to us, and each one was adjusted to the full satisfaction of the complainant. Dealers' advertising accepted in Opportunity Ad-let columns only.

The rates are: *Five cents per word* (name and address to be counted). Remittance must accompany all orders. No advertisement for less than 50c accepted. We reserve the right to refuse any advertisement which we consider misleading or objectionable. Advertisements for the August issue should reach us not later than June 22.

OVER 100,000 NET PAID CIRCULATION GUARANTEED, A. B. C. AUDIT

WIRELESS controlled 5 ft. Submarine for sale at cost of material. Stamp for particulars. H. B. Turner, c/o Royal Palace, Atlantic City, N. J.

FOR SALE—Complete chemical laboratory for \$8. Write to Emil Feldmann, Manning, Iowa.

EXCHANGE—Boy's Library: Book of Knowledge, new, 20 vols; Scientific American Boy, new, 4 vols; Rover Boys, Motor Rangers and 20 others, for wireless or other offer. Walter G. Voss, 61 Park Row, New York.

FOR SALE—Jewelers' Polishing Lathe, \$5; Electric siren horn, \$5; Set of seven volumes, Encyclopedia of Applied Electricity, \$12; one 110 volt, D.C. 1/2 H.P. Motor, \$12. Herbert R. Maxfield, New Hartford, Conn.

WANTED—Motorcycle engine complete ready to run. Harold King, Haverstraw, N. Y.

FOR SALE—110 volt D.C. 100 watt generator; 110 volt 1/2 H.P. Hustler type motor; 1/2 H.P. gasoline engine; 125 volt Rheostat. B. Hajnacki, 1428 W. Superior St., Chicago, Ill.

SALE OR EXCHANGE Phonograph, with 70 records, slightly used. A. M. Niemi, Van Etten, N. Y.

FOR SALE—(Separately) Induction motor, mounted to run small D.C. dynamo or static machine; rectifier; transformer; tools and bench. Anything goes. Write or visit Godfrey Bloch, 790 Riverside, New York.

ONE Van Houten & Broeck Co. X-Ray Coil, Portable, weighs about seventy-five pounds, \$25. Will exchange; what have you. Dr. Vigle, 412 Hamilton Bk. Bldg., Chattanooga, Tenn.

WANTED—Tesla or Oudin resonator, condenser, spark gap, and 1/2 or 1 K. W. transformer. Complete outfit for Lecture work. Dr. A. A. Clinkenbeard, 6 Main St., Champaign, Ill.

BARGAIN—Five-dial Omnigraph, \$5. Also \$4 box camera, \$2. Walter Parker, 247 Bedford St., Cumberland, Md.

FOR SALE—3 K.W. Step-up Transformer; Primary 110 volts, Secondary 20,000. Write for information. M. J. Neiderostek, 29 Front St., Coplay, Pa.

329 Elm St., Penn Yan, N. Y.

Gentlemen:

I wish to tell you of the successful results I obtained from my ad in the "E. E." They have been "pouring" in at the rate of several each day.

To date, I have received sixty-three inquiries and have disposed of most of articles advertised.

Inquiries have come from as far South as Florida, West from Colorado and several from Canada.

Thanking you for your promptness in inserting my ad, I remain,

Your truly,

LESTER CHISHOLM.

BARGAINS—Knapp Type "S" Dynamo-motor, never used, \$4.50. Gernsback Interrupter, minus rod, \$1.50. A few large, burnt-out incandescent street bulbs, 10c each. J. Rosenberger, Doylestown, Pa.

WILL EXCHANGE good 1-20 H.P. 110 volt, D.C. motor for A.C. motor of same power, or small 2-cycle gasoline engine. Vernon Clements, Elmwood, Nehr.

EXCHANGE—Cyclemotor, wireless apparatus, kodak, rifle, telescope, Oliver Typewriter, for stamp collections, or will sell. Franklin Atlee, 203 Pine, Philadelphia

FOR SALE Complete Wireless Set, including aerial, \$15. Also 6-volt Dynamo, \$3.75; Re-Motor, 65c; Sounder, \$1.25; Key, 65c; Telephone-Generator, transmitters, bells, wire, etc. Further information on request. Wm. Harmeling, Zealand Mich.

FOR SALE—One Number 2 Jr. Model Omni- graph, brand new. Write for particulars. Wayne Kirkpatrick, 1805 N. 10th St., Boise, Idaho.

WANTED—Microscope, swap Kingston Spark- ing Magneto. Henry Archer, Monroe, Louisiana.

FOR SALE—Erector 4, Meccano 5, Ives Elec- tric Trains, etc. Send for list. Russell Thompson, Hanover Press, 22 Thames St., New York City.

FOR SALE—8x10 Studio Outfit, cost \$250, sell for \$125. Excelsior Motorcycle, \$50. 15-jewel Elgin Watch to trade for small Kodak. Send stamp. Lawrence Johnston, Fairfield, Ill.

WANTED—Foot-Power Lathie with chuck and tools. J. M. Gordon, Mosquero, N. Mex.

MOTORCYCLE WANTED—Will exchange printing press and complete outfit, wireless receiving station and other articles for a suitable machine. G. N. Garrison, East Orange, N. J.

SELL OR EXCHANGE for storage battery and dynamo, motorcycle engine and tank, good condition. Or what have you? John Burke, 17 Eli St., Valley Falls, R. I.

FOR SALE—110 v. magneto generator, \$2.75. Automobile Presto tank, \$10; gasoline light \$10; electric carriage lamp, \$2; ball bearing steam turbine, \$10. Emerson Kagy, Van Buren, Ohio.

You benefit by mentioning the "Electrical Experimenter" when writing to advertisers.



Every Electrical Man Wants These Books and we ship them **FREE** for your inspection



Flexible
Covers
—
Handy
Pocket-
Size
Volumes

10
Volumes
3500
Pages
4700
Pictures
\$1 Per
Volume
\$1 Per
Month

Just what you need to know to succeed in ELECTRICITY

EVERY electrician, every engineer, every mechanic should know about these wonderfully helpful instructive books, which give in plain words a complete working knowledge of electrical engineering in all its phases.

You run into some new electrical problem almost every day. The information you need to help you in your every day work is in

HAWKINS ELECTRICAL GUIDES

These books place electricity at your finger ends. They cover every imaginable subject, principle, theory, problem, trouble, and way of doing things electrically. Every subject is indexed so that you can turn right to it. They are a study course and a reference guide in one, written in plain every day language—no wasted words—only what you need to know—chock full of up-to-the-minute electrical knowledge. The guides are a complete course in electrical engineering. They will help you in every detail of the day's electrical work. You can't ask an electrical question that Hawkins Guides can't answer.

Pocket-Size Flexible Covers

The books are small enough to slip into your coat pocket—handsomely bound in flexible black covers. You can carry each volume with you until you have mastered its contents. 3,500 pages of actual information and 4,700 illustrations. Once you see these books and put them into actual use you will never again want to be without them. Try it at our expense.

SEND NO MONEY

It will cost you nothing to receive these books—to look them over—ask them all the questions you can think of—use them in your work—study them—pick up some information that will increase your earning ability. We will ship you the entire set of 10 volumes entirely FREE.

This is a sign of our confidence in the guides. Pure gold does not object to being tested. Keep them for seven days and if you do not decide that you can't get along without them, return them to us and owe us nothing.

When you decide to keep them you only have to pay \$1.00 down and remit the balance of \$9.00 on the easy payment of \$1.00 a month (till paid for).

Use this coupon to get the books. It will pay you many times over.

THEO. AUDEL & CO.
72 Fifth Ave. New York, N. Y.

SEND NO MONEY—USE THE COUPON

READ THIS PARTIAL LIST OF CONTENTS

- No. 1** Contains 348 pages, 358 illustrations. Electrical signs and symbols—static and current electricity—primary cells—conductors and insulators—resistance and conductivity—magnetism—induction coils—dynamo principles—classes of dynamos—armatures—windings—commutation—brushes, etc.
- No. 2** Contains 348 pages, 394 illustrations. Motor principles—armature reaction—motor starting—calculations—brake horsepower—selection and installation of dynamo and motors—galvanometers—standard cells—current measurement—resistance measurement—voltmeters—wattmeters—watt hour meters—operation of dynamos—operation of motors, etc.
- No. 3** Contains 300 pages, 423 illustrations. Distribution systems—wires and wire calculations—inside, outside and underground wiring—sign fishers—highvoltage protection—rectifiers—storage battery systems, etc.
- No. 4** Contains 270 pages, 379 illustrations. Alternating current principles—alternating current diagrams—the power factor—alternator principles—alternator construction—windings, etc.
- No. 5** Contains 320 pages, 614 illustrations. A. C. Motors—synchronous and induction motor principles—A. C. commutator motors—induction motors, transformers—losses, construction, connections, tests—converters—rectifiers, etc.
- No. 6** Contains 298 pages, 472 illustrations. Alternating current systems—switching devices—circuit breakers—relays—lightning protector apparatus—regulating devices—synchronous condensers—indicating devices—meters—power factor indicators—wave form measurement—switch boards, etc.
- No. 7** Contains 316 pages, 379 illustrations. Alternating current, wiring power stations—turbines; management, selection, location, erection, testing, running, care and repair—telephones, etc.
- No. 8** Contains 332 pages, 436 illustrations. Telegraph—simultaneous telegraphs and telephony—wireless—electric bells—electric lighting—photometry, etc.
- No. 9** Contains 322 pages, 627 illustrations. Electric railways—electric locomotives—car lighting—trolley car operation—miscellaneous applications—motion pictures—gas engine ignition—automobile self-starters and lighting systems, electric vehicles, etc.
- No. 10** Contains 513 pages, 530 illustrations. Elevators—cranes—pumps—air compressors—electric heating—electric welding—soldering and brazing—industrial electrolysis—electro plating—electro-therapeutic—X-rays, etc.

Also a complete 126-page ready reference index of the complete library. This index has been planned to render easily accessible all the vast information contained in the 10 electrical guides. There are over 13,500 cross references. You find what you want to know instantly.

THEO. AUDEL & CO.
72 Fifth Avenue
New York, N. Y.

Please submit me for examination Hawkins Electrical Guides (price \$1 each). Ship at once, prepaid, the 10 numbers. If satisfactory I agree to send you \$1 within seven days and to further mail you \$1 each month until paid.

Signature

Occupation

Business Address

Residence

Reference

What Electrical Men Say

Helped Him Make Good

"It is only right for me to recommend highly the Hawkins Guides, for they have been of the greatest assistance to me in placing me in my present position as Superintendent of Construction Department of one of Ohio's largest Electrical Companies. I would like to see every man have a set of Hawkins Guides."

Geo. Knecht, Columbus, Ohio.

In the Naval Electrical Dept.

"The Hawkins Guides are great help to me in the Naval Electrical Department, which they cover very thoroughly."

Superintendent

"I am now superintendent of the Dunville Hydro-Electric Systems, and Hawkins Guides were a great help to me in holding down a responsible position."

W. E. Swartz, Dunville, Ontario.

Wireless Operators

"I have worked wireless for ten years—but I wish I had those books years ago, as they have saved me a great deal of trouble." H. Marshall, Steamer M & B No. 2, Wskerville, Ont.

You benefit by mentioning the "Electrical Experimenter" when writing to advertisers.

Remarkable **FREE** Charts OFFER

- 8** Anatomical and Physiological Charts (with Bound Manual Key) Handsomely Lithographed in Lifelike Colors.
- 4** Original Compendigraphs.
- 5** Illustrative Spinal Columns.
- 5** Colored Nerve, Pain Area and Concussion Charts.
- 22** Magnificent Charts—Value \$31.50—All Absolutely FREE.

We want ambitious men and women to have these remarkable Charts which are a visual demonstration of Chiropractic, the new science of Drugless Healing. This offer is now made to show the opportunities now open to Chiropractors. We also explain how we give a practical training by mail in this dignified, paying profession. If your desire is to enter an uncrowded field—if you want to achieve financial independence and social standing, at least investigate. Your request on the coupon below is all that is necessary.

Drugless Healing

The 72-page book and other literature we send on request shows the immense possibilities for Chiropractors of both sexes. The public is awakening to the fact that drugging to cure disease is in many instances, a fallacy. They are ready to welcome the practitioner who relieves and heals without nauseous dosing. The Charts show how the science of Chiropractic is applied. They reveal facts about the human body, instructive to the layman. You should obtain them without fail.

**\$3000 to \$5000
a Year**

Many Doctors of Chiropractic earn \$5,000 a year and more; some upwards of \$10,000. Dr. M. D. Moore of Ky., reports an income of \$9,000 a year. Dr. L. H. Roche, New Jersey, over \$5,500; Dr. Hanna of Florida, over \$5,000 yearly. What others are doing you should be able to do. A diploma gives you the same opportunity—is evidence that you are master of a profession of dignity, prestige and influence.

Our Lessons Teach You

how to make Spinal Adjustments for speedy relief of

Headache	Neuralgia
Indigestion	Neuritis
Lumbago	Catarrh
Epilepsy	Fevers
Pleurisy	Jaundice
Constipation	Dyspepsia
Rheumatism	Paralysis
Asthma	Etc., Etc.

Be a Chiropractor Learn At Home

By the American University system of instruction, you can become a Doctor of Chiropractic by studying in spare time at home or in class at the University. You do not require special talent or advanced education. A common school education and the ambition to succeed are all that is necessary. You will be trained under the direction of Chiropractic specialists who will teach you thoroughly the principles and practice of the profession. You will graduate with the degree of Doctor of Chiropractic.

Mail the Coupon

This coupon will bring full information about this new, interesting and profitable calling which any intelligent man or woman can readily master by our method—also information on how you can get these 22 instructive Charts. Send coupon for this free offer.

AMERICAN UNIVERSITY

Manierre Bldg., Dept. 252

Chicago, Illinois

Free Charts

AMERICAN UNIVERSITY
Manierre Bldg., Dept. 252 Chicago

Gentlemen: Without cost or obligation, send me by mail your new illustrated, 72-page book and your Free Charts Offer.

Name

Address

City

THE CAREY PRINTING CO., INC.
NEW YORK